

Thurrock - An ambitious and collaborative community which is proud of its heritage and excited by its diverse opportunities and future

Extraordinary Children's Services Overview and Scrutiny Committee

The meeting will be held at **7.00 pm** on **12 November 2020**

Due to government guidance on social-distancing and COVID-19 virus the Extraordinary Children's Services Overview and Scrutiny Committee on 12 November 2020 will not be open to members of the public and press to physically attend. The press and public will be able to watch the meeting live online at the following link: www.thurrock.gov.uk/webcast

Membership:

Councillors Alex Anderson (Chair), Jennifer Smith (Vice-Chair), Abbie Akinbohun, Sara Muldowney, Bukky Okunade and Elizabeth Rigby

Lynda Pritchard, Church of England Representative
Kim James, Chief Operating Officer, HealthWatch Thurrock
Nicola Cranch, Parent Governor Representative
Sally Khawaja, Parent Governor Representative

Substitutes:

Councillors Daniel Chukwu, Garry Hague, Steve Liddiard and Joycelyn Redsell

Agenda

Open to Public and Press

Page

1 Apologies for Absence

2 Items of Urgent Business

To receive additional items that the Chair is of the opinion should be considered as a matter of urgency, in accordance with Section 100B (4) (b) of the Local Government Act 1972.

3	Declaration of Interests	
4	Pupil Place Plan Update (2020-2024)	5 - 64
5	School Capital Programme Update 2020/21	65 - 116
6	Thurrock Childcare Sufficiency Annual Assessment 2020	117 - 150
7	Inspire 2019/2020 Report	151 - 158
8	Work Programme	159 - 162

Queries regarding this Agenda or notification of apologies:

Please contact Wendy Le, Democratic Services Officer by sending an email to Direct.Democracy@thurrock.gov.uk

Agenda published on: **4 November 2020**

Information for members of the public and councillors

Access to Information and Meetings

Due to current government guidance on social-distancing and the COVID-19 virus, council meetings will not be open for members of the public to physically attend. Arrangements have been made for the press and public to watch council meetings live via the Council's online webcast channel: www.thurrock.gov.uk/webcast

Members of the public have the right to see the agenda, which will be published no later than 5 working days before the meeting, and minutes once they are published.

Recording of meetings

This meeting will be live streamed and recorded with the video recording being published via the Council's online webcast channel: www.thurrock.gov.uk/webcast

If you have any queries regarding this, please contact Democratic Services at Direct.Democracy@thurrock.gov.uk

Guidelines on filming, photography, recording and use of social media at council and committee meetings

The council welcomes the filming, photography, recording and use of social media at council and committee meetings as a means of reporting on its proceedings because it helps to make the council more transparent and accountable to its local communities.

Thurrock Council Wi-Fi

Wi-Fi is available throughout the Civic Offices. You can access Wi-Fi on your device by simply turning on the Wi-Fi on your laptop, Smartphone or tablet.

- You should connect to TBC-CIVIC
- Enter the password **Thurrock** to connect to/join the Wi-Fi network.
- A Terms & Conditions page should appear and you have to accept these before you can begin using Wi-Fi. Some devices require you to access your browser to bring up the Terms & Conditions page, which you must accept.

The ICT department can offer support for council owned devices only.

Evacuation Procedures

In the case of an emergency, you should evacuate the building using the nearest available exit and congregate at the assembly point at Kings Walk.

How to view this agenda on a tablet device



You can view the agenda on your [iPad](#), [Android Device](#) or [Blackberry Playbook](#) with the free modern.gov app.

Members of the Council should ensure that their device is sufficiently charged, although a limited number of charging points will be available in Members Services.

To view any “exempt” information that may be included on the agenda for this meeting, Councillors should:

- Access the modern.gov app
- Enter your username and password

DECLARING INTERESTS FLOWCHART – QUESTIONS TO ASK YOURSELF

Breaching those parts identified as a pecuniary interest is potentially a criminal offence

Helpful Reminders for Members

- *Is your register of interests up to date?*
- *In particular have you declared to the Monitoring Officer all disclosable pecuniary interests?*
- *Have you checked the register to ensure that they have been recorded correctly?*

When should you declare an interest *at a meeting*?

- **What matters are being discussed at the meeting?** (including Council, Cabinet, Committees, Subs, Joint Committees and Joint Subs); or
- If you are a Cabinet Member making decisions other than in Cabinet **what matter is before you for single member decision?**



Does the business to be transacted at the meeting

- relate to; or
- likely to affect

any of your registered interests and in particular any of your Disclosable Pecuniary Interests?

Disclosable Pecuniary Interests shall include your interests or those of:

- your spouse or civil partner's
- a person you are living with as husband/ wife
- a person you are living with as if you were civil partners

where you are aware that this other person has the interest.

A detailed description of a disclosable pecuniary interest is included in the Members Code of Conduct at Chapter 7 of the Constitution. **Please seek advice from the Monitoring Officer about disclosable pecuniary interests.**

What is a Non-Pecuniary interest? – this is an interest which is not pecuniary (as defined) but is nonetheless so significant that a member of the public with knowledge of the relevant facts, would reasonably regard to be so significant that it would materially impact upon your judgement of the public interest.

Pecuniary

If the interest is not already in the register you must (unless the interest has been agreed by the Monitoring Officer to be sensitive) disclose the existence and nature of the interest to the meeting

If the Interest is not entered in the register and is not the subject of a pending notification you must within 28 days notify the Monitoring Officer of the interest for inclusion in the register

Unless you have received dispensation upon previous application from the Monitoring Officer, you must:

- **Not participate or participate further in any discussion of the matter at a meeting;**
- **Not participate in any vote or further vote taken at the meeting; and**
- **leave the room while the item is being considered/voted upon**

If you are a Cabinet Member you may make arrangements for the matter to be dealt with by a third person but take no further steps

Non- pecuniary

Declare the nature and extent of your interest including enough detail to allow a member of the public to understand its nature



You may participate and vote in the usual way but you should seek advice on Predetermination and Bias from the Monitoring Officer.

Our Vision and Priorities for Thurrock

An ambitious and collaborative community which is proud of its heritage and excited by its diverse opportunities and future.

1. **People** – a borough where people of all ages are proud to work and play, live and stay
 - High quality, consistent and accessible public services which are right first time
 - Build on our partnerships with statutory, community, voluntary and faith groups to work together to improve health and wellbeing
 - Communities are empowered to make choices and be safer and stronger together

2. **Place** – a heritage-rich borough which is ambitious for its future
 - Roads, houses and public spaces that connect people and places
 - Clean environments that everyone has reason to take pride in
 - Fewer public buildings with better services

3. **Prosperity** – a borough which enables everyone to achieve their aspirations
 - Attractive opportunities for businesses and investors to enhance the local economy
 - Vocational and academic education, skills and job opportunities for all
 - Commercial, entrepreneurial and connected public services

12 November 2020	ITEM: 4
Extraordinary Children’s Services Overview and Scrutiny Committee	
Pupil Place Plan Update (2020-2024)	
Wards and communities affected: All	Key Decision: N/A
Report of: Sarah Williams, Service Manager, Education Support Service, Children’s Services	
Accountable Assistant Director: Michele Lucas, Education & Skills, Children’s Services	
Accountable Director: Sheila Murphy, Corporate, Director of Children’s Services	
This report is Public	
Purpose of Report: To report on the latest draft version the Pupil place Plan (2020-2024) and bring to the attention of the Committee the latest forecast of pupil place requirements.	

Executive Summary

Thurrock Council has undertaken its annual review of pupil places and has published the revised Pupil Place Plan (PPP) 2020 to 2024 version, which can be viewed on the Thurrock Council website.

The Pupil Place Plan gives information about the supply of school places in Thurrock and forecasts pupil numbers for the next five years, setting the context of the provision of school places in Thurrock.

The Pupil Place Plan is consulted on each year with all schools and the Schools Forum. This provides a forecasted picture of pupil place planning across Thurrock and helps to identify where we are likely to see capacity issues.

1. Recommendation

1.1 Overview and Scrutiny Committee is asked to review the PPP recognising the additional schools places that will be required going forward.

2. Introduction and Background:

- 2.1 The Council has a statutory duty to provide a school place for every child living in its area of responsibility, who is of school age and whose parents want their child educated in a Thurrock school.
- 2.2 To aid meeting this statutory duty, the Council undertakes an annual review of the PPP. This document is used by a range of partner's school sponsors and developers of new dwellings.
- 2.3 As population demographics are dynamic, it is necessary to continually review and update pupil place forecasts. Pupil place requirements are reviewed several times during the year.
- 2.4 The latest draft PPP for the period 2020 to 2024 is attached for review. The PPP gives information about the supply of school places in Thurrock and forecasts pupil numbers for the next five years, with information on the changing context within which planning takes place.

3. Issues, Options and Analysis of Options

- 3.1 The context within which the Council is required to plan school places is becoming increasingly complex and Thurrock has robust processes in place. A PPP team is in place that meets every 4 weeks and is made up of officers from the PPP team, Finance, Admissions, Awards & Benefits, Transport, Early Years and School Improvement to review current positions, issues and forecasts.
- 3.2 Academies are able to increase their pupil numbers without agreement from the Council within agreed limits.
- 3.3 The birth rate in Thurrock is increasing with the number of live births in 2015/16 being the highest that Thurrock has ever had. Thurrock's population has become more mobile therefore making projections more difficult to manage and forecast. During the last few years the Council has experienced a significant increase in the number of in year applications from families moving into the area.
- 3.4 The School Capital Team work closely with schools and academies in accommodating these large increases by carrying out expansion or adding bulge classes where the need is identified.
- 3.5 Thurrock is made up of a number of planning areas, five for the primary sector: Aveley Ockendon and Purfleet, Grays, Tilbury, Corringham and Stanford-Le-Hope and the Rural area. There are three in the secondary sector: West, Central and East, these larger planning areas provide more flexibility when considering pupil placement.
- 3.6 Thurrock has been successful in free school bids of which there are two new secondary schools, Thames Park and Orsett Heath who opened their doors to new students in September 2020 at their temporary sites. Both schools are on track to open on their permanent sites in September 2022. A new special

free school, Treetops 2, which will provide much needed special school provision which is planned to open in September 2021.

- 3.7 The primary phase forecasts in the 5 year plan are calculated on the basis of known data regarding live births in Thurrock, the number of children already on roll in schools and the anticipated child yield from proposed housing developments in the planning system.
- 3.8 Of the in-year school admissions applications that was processed from September 2019 to August 2020, 36% arrived in Thurrock from other parts of the country and as well as arriving into the UK.
- 3.9 There is currently surplus capacity in the secondary phase following the opening of the two new free schools in temporary accommodation. We anticipate that the surplus capacity in secondary schools will be required going forward as the increased primary population moves through the system.
- 3.10 Due to an increased number of families moving to Thurrock we have needed to open bulge classes this September in Grays, Aveley, Ockendon and Purfleet planning areas to support the large increase in demand for primary school places.
- 3.11 Based on PPP forecasts and having reviewed the current school place vacancies we have identified there is a need to create additional school places in the following planning areas:
- Tilbury
 - Corringham and Stanford
 - Aveley, Ockendon and Purfleet
- 3.12 As part of the Council's drive to ensure a strategic and proactive approach to pupil place planning regular monitoring is taking place with regular updates on position provided at Schools Forum and Headteachers termly briefings as well as consultation with schools in planning areas where there is a need for additional school places.

4. Reasons for Recommendation:

- 4.1 To ensure that the Council discharges its duties to secure sufficient schools in its area and to consider the need to secure provision for children with SEND.

5. Consultation (including Overview and Scrutiny, if applicable)

- 5.1 The Pupil Place Plan was sent to maintained schools and academies for consultation.

6. Impact on Corporate Policies, Priorities, Performance and Community Impact

- 6.1 The issues in this paper support the council's vision to be an ambitious and collaborative community which is proud of its heritage and excited by its diverse opportunities and future. It also supports the prosperity priority - a borough which enables everyone to achieve their aspirations.

7. Implications

7.1 Financial

Implications verified by: **Mark Terry**
Senior Financial Accountant

School places are funded through allocations of the Dedicated Schools Grant, which is linked to the number of pupils within school, although it is lagged by one year, so significant growth can put some short term pressure on School Budgets.

The Capital costs of providing the infrastructure to provide more School places are generally funded through Basic Needs Capital Grants. These costs would be detailed within the Schools Capital Programme.

7.2 Legal

Implications verified by: **Lucinda Bell**
Education Lawyer

This report does not require a decision to be made. It requests that Sections 13 and 14 of the Education Act 1996 impose duties on the Council to promote high standards of and fair access to education, to secure sufficient schools in its area and to consider the need to secure provision for children with SEN.

7.3 Diversity and Equality

Implications verified by: **Rebecca Lee**
Community Engagement Officer

The Pupil Place Plan aims to inform the Thurrock Capital Programme to improve learning environments for young people, support improvements in standards, raise aspirations and give all children the best possible start in life.

7.4 Other implications (where significant) – i.e. Section 17, Risk Assessment, Health Impact Assessment, Sustainability, IT, Environmental

None

8. BACKGROUND PAPERS USED IN PREPARING THIS REPORT (include their location and identify whether any are exempt or protected by copyright):

- Pupil Place Plan (2020-2024)

9. APPENDICES TO THIS REPORT:

- Appendix 1: Pupil Place Plan (2020-2024)
- Appendix 2: A Look Behind Pupil Place Planning - Presentation

Report Author:

Sarah Williams

Service Manager, Education Support Service

Children's Services

This page is intentionally left blank

PUPIL PLACE PLAN 2020-2024



Table of Contents

INTRODUCTION	2
PUPIL PLACE PLANNING (PPP).....	3
CONTEXT	4
SCHOOLS AND PLANNING AREAS	6
PRIMARY FORECASTS	9
SECONDARY FORECASTS	21
COUNCIL WIDE ISSUES	28
ANNEX 1: PUPIL PLACE FORECASTING METHODOLOGY	29
ANNEX 2: SPECIAL EDUCATIONAL NEEDS AND DISABILITY (SEND)	32
ANNEX 3: PROVISION FOR PUPILS OUT OF SCHOOL.....	34
ANNEX 4: POST 16 PROVISION.....	35
ANNEX 5: MAP PRIMARY PHASE PLANNING AREAS.....	37
ANNEX 6: MAP SECONDARY PHASE PLANNING AREAS	38
ANNEX 7: PRIMARY FORECAST RECEPTION.....	39
ANNEX 8: PRIMARY FORECAST WHOLE SCHOOL	41
ANNEX 9: SECONDARY FORECAST YEAR 7	43
ANNEX 9: SECONDARY FORECAST WHOLE SCHOOL.....	44

**For the purpose of this document, data has been extracted from the
Autumn 2019 Census**

INTRODUCTION

Thurrock has some very exciting regeneration programmes and we are committed to ensuring that we have high quality educational opportunities for our children and young people.

Our Pupil Place Planning (PPP) document has been widely used by stakeholders such as developers, and educational providers. The forecasts contained in this document are also used to inform the schools' capital programme and to date we have delivered a range of high quality projects that contributes to ensuring the delivery of good educational outcomes for the children and young people of Thurrock.

Two new Secondary Free Schools are opening in September 2020 in temporary sites with an initial Published Admissions Number of 120 pupils per school. This will affect the Secondary Year 7 forecast published in this booklet but will not be included in these figures until next year as this booklet is based on the Autumn 2019 census.

A new special free school, Treetops 2 will be delivered in Thurrock, and is due to open in September 2022.

There are plans for a new 2-form entry primary free school, located in Aveley planned to be delivered in the near future.

This data has allowed us to review trend data on pupil numbers which helps with future forecasting, we currently have 17,196 Primary Pupils and 10,173 Secondary Pupils. Thurrock continues to be a place of choice for families wishing to move into the area and this can be seen from the numbers of children and young people requiring a school place.

Thurrock has strong working relationships with our schools and academies and this allows us to work in partnership with them when identifying locations where we can build in additional capacity for additional places. The Council is committed to ensuring that we have clear processes in the decision making around meeting local demand for school places.

We hope that this document continues to be of interest to all stakeholders and that the content is both useful and clear.

Name: Michele Lucas.

Title: Assistant Director Education & Skills

June 2020.

PUPIL PLACE PLANNING (PPP)

Over the last 7 years we have continued to see an increase in the primary population. The 2015/16 birth data is still the highest Thurrock has had at 2,505 with the two years either side of that just fractionally below the 2,500 and the current Year 3 is the highest cohort we have had at 2,545. The last three years average of birth data is 2,470). After reaching a peak of 2,505 births in 2015/16 we are now seeing a slight decline. Our primary cohort average is now 2,456 per year group, 2 new Secondary Free Schools should ease the pressure on secondary places as the primary cohort moves through. Thurrock is also getting a new Special Free School. The PPP document covers education for children in the age range of 4 – 16. Post 16 provision information is contained in Annex 4.

Special Educational Needs and Disability (SEND) educational provision and Early Years and Childcare provision are undertaken by other specialist areas within Thurrock Council and are not covered in this document.

Thurrock Council has a statutory responsibility to provide a school place for every child of school age who live in Thurrock. PPP is very complicated to predict with many factors dictating the outcome. Planning for school places begins with the acquisition of birth data which identifies the number of children that are born and the post code they live in and it is assumed that 4 years later they will enter the school system in a local school. There are a number of factors that are forever changing and need to be considered. In-year admissions, where children come into Thurrock mid-year (outside the normal admission rounds) are very difficult to foresee and project. Numbers of children that have moved into Thurrock from elsewhere in the country and those that have moved in from other countries can be seen in Annex 1.

Thurrock's forecasting for school places to date has been robust and accurate. The difficulty with forecasting is that although forecasts are accurate we are not able to identify how old the children will be that move into Thurrock and to what year group they will be applying for. This takes close monitoring and we need to be in a position at times to take swift action in opening up classes within certain year groups. Every effort is made to seek and offer a school place within reasonable travelling distance from the pupil's home.

Thurrock calculates the pupil yield from housing developments and then adds this to the projected pupil numbers. Thurrock currently does not project any child yield from a one bedroomed flat but the current economic climate suggest that this is now not so. Families moving in with other families make projecting pupil numbers now more difficult to predict the demand at local school level.

We are committed to ensuring that parental choice and an environment built on strong partnership foundations provides healthy competition across both primary, secondary and post 16 provision.

CONTEXT

Under the banner **People, Place, Prosperity**, Thurrock Council is creating a place where people and businesses want to stay and thrive and developers and investors want to invest.

Investment in infrastructure for the benefit of residents and local businesses is key. Good roads, health services, schools and leisure facilities are all required to enable people to work and play, live and stay in the borough.

Situated on the north side of the River Thames bordering Essex, Kent and East London, Thurrock is an area of great contrast and unique opportunities and is a crucial strategic player in the South East Local Enterprise Partnership, South Essex 2050 partnership and the Thames Estuary plans.

Thurrock has a well-balanced mix of beauty and business with £20 billion investment planned for homes, jobs and infrastructure, including £6 billion being invested in private sector jobs.

Rural villages and market towns are set into the 70% of the borough which is green belt. Nature reserves, heritage locations and sites of special scientific interest abound.

Three international ports punctuate 18 miles of riverfront with cranes and gigantic container ships, while industrial parks line the A13, all within driving distance of the major London airports. Indeed, Thurrock is probably more important strategically to London than the London boroughs themselves as through our ports the capital is fed, fuelled and clothed.

There has been a lot of talk about plans in the past but there is now a step-change to actual delivery – some master plans are agreed, with contractors on-site and work is beginning.

Thurrock has a growing population – predicted to rise by approximately 10% every decade. The ethnic profile of Thurrock has become increasingly diverse over the last decade. Both the age and ethnic profiles change significantly between the 20 wards.

Together with partners, Thurrock Council is investing more than £70 million to create over 350 new school places across the borough in the coming years.

We are working towards a future where every resident has a job – 24,500 new jobs are planned over 20 years - with better educated children and skilled residents who can access local and national employment opportunities.

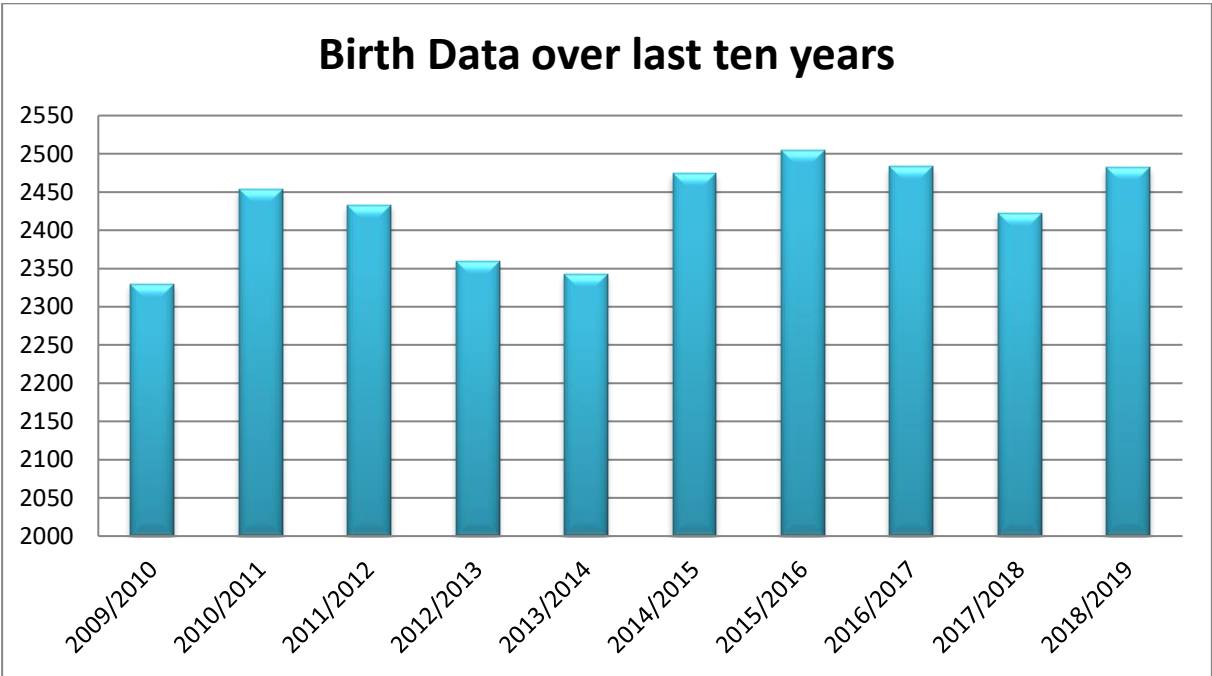
There are plans for four Integrated Medical Centres in the borough. This is just one of a series of game-changing initiatives being delivered with our health partners.

Thurrock is a place with a rich cultural heritage, which is often overlooked. With our cultural partners we are developing plans to enable all Thurrock residents to enjoy and benefit from high quality arts and heritage activity, creating a strong pride in place, better well-being and economic prosperity.

The table below demonstrates the conversion of live births in Thurrock to the actual take up of school places. This is showing a slight increase in reception numbers. This data enables Thurrock to project the place requirements for future years using the birth data available.

Year of Birth	2007-08	2008-09	2009-10	2010-11	2011-12	2012-13	2013/14	2014/15
Number of live births in the authority	2,261	2,367	2,330	2,454	2,433	2,359	2,343	2,474
Year entering school at 4+	2012-13	2013-14	2014-15	2015-16	2016-17	2017-18	2018-19	2019-20
Number of children admitted into reception	2,263	2,321	2,277	2,430	2,463	2,407	2,390	2,461
Historical uptake factor	100.09%	98.06%	97.73%	99.02%	101.23%	102.03%	102.01%	99.47%

The graph below highlights that Thurrock’s live births after reaching a peak of 2,505 in 2015/16 are now seeing a slight decrease.



SCHOOLS AND PLANNING AREAS

Schools

There are currently 39 Primary schools, 11 Secondary schools and 2 Special Schools in Thurrock.

	Academies	Community	Voluntary	Voluntary	Foundation	Free
		Schools	Aided Schools	Controlled		School
Primary Schools	35	2	0	0	0	2
Secondary Schools	10	0	1	0	0	0
Special Schools	2	0	0	0	0	0

Full details of the schools and the oversubscription criteria applied to each one is available within the Council's School Admissions Primary and Secondary Booklets which can be found at <https://www.thurrock.gov.uk/school-admissions>. These booklets contain information on how to make an application for a school place.

Each Academy, Free School and Voluntary Aided-School is its own Admissions Authority. The Council is the Admissions Authority for Community Schools and Voluntary Controlled Schools. In respect of Voluntary Aided Schools the governing body of the school determines admission arrangements. For Academies and Free Schools, the relevant Academy Trust is the Admission Authority. Each individual Admissions Authority applies its own oversubscription criteria to applications and determines which applicants to offer places to.

Applications for Thurrock Schools are made via the co-ordinated admissions process which is administered by the Council.

PUPIL PLACE PLANNING AREAS

Thurrock Council has 8 schools planning areas, 5 for Primary and 3 for Secondary.

The Primary planning areas are detailed in the table below:-

Primary Planning Areas

<p style="text-align: center;">Aveley, Ockendon and Purfleet</p> <ul style="list-style-type: none"> • Aveley Primary • Benyon Primary • Bonnygate Primary • Dilkes Academy • Holy Cross Catholic Primary • Kenningtons Primary Academy • Purfleet Primary Academy • Shaw Primary Academy • Somers Heath Primary 	<p style="text-align: center;">Grays</p> <ul style="list-style-type: none"> • Belmont Castle Academy • Deneholm Primary • Harris Primary Academy Chafford Hundred • Harris Primary Academy Mayflower • Little Thurrock Primary • Quarry Hill Academy • St Thomas of Canterbury Catholic Primary • Stifford Clays Primary • Thameside Primary • Tudor Court Primary • Warren Primary • West Thurrock Academy
<p style="text-align: center;">Tilbury</p> <ul style="list-style-type: none"> • Chadwell St Mary Primary • East Tilbury Primary & Nursery • The Gateway Primary Free • Herringham Primary Academy • Lansdowne Primary Academy • St Mary’s Catholic Primary • Tilbury Pioneer Academy • Woodside Academy 	<p style="text-align: center;">Corringham and Stanford-Le-Hope</p> <ul style="list-style-type: none"> • Abbots Hall Primary Academy • Arthur Bugler Primary • ORTU Corringham Primary • Giffards Primary • Graham James Primary Academy • St Joseph’s Catholic Primary • Stanford-le-Hope Primary
<p style="text-align: center;">Rural areas</p> <ul style="list-style-type: none"> • Bulphan C of E Academy • Horndon on the Hill C of E Primary • Orsett C of E Primary Academy 	

The planning areas for the Primary phase are shown on the map in Annex 5. The Primary reception forecast summary is shown in Annex 7.

The Primary phase forecast whole school summary is shown in Annex 8.

The Secondary planning areas are detailed in the table below:-

Secondary Planning Areas

West	Central
<ul style="list-style-type: none"> • Harris Academy Ockendon • Ormiston Park Academy • Harris Academy Riverside 	<ul style="list-style-type: none"> • The Gateway Academy • Grays Convent High School • The Hathaway Academy • Harris Academy Chafford Hundred • William Edwards School
East	
<ul style="list-style-type: none"> • ORTU Gable Hall • ORTU Hassenbrook Academy • St Clere’s School 	

The planning areas for the Secondary phase are shown on the map in Annex 6.

The Secondary Year 7 summary forecast is shown in Annex 9.

The Secondary phase whole school summary forecast is shown in Annex 10.

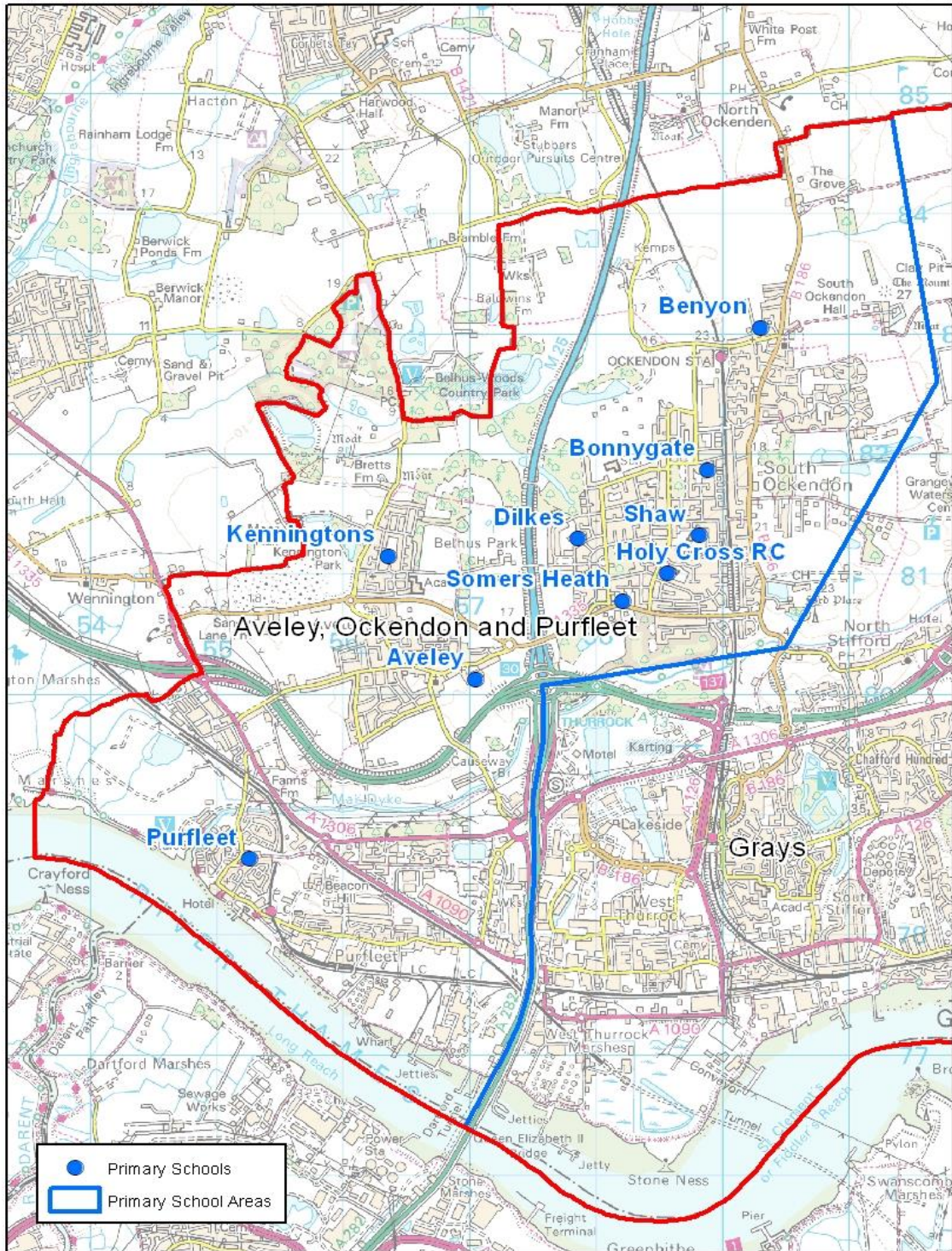
PRIMARY FORECASTS

Pupil place projections for each of the planning areas are set out in the following pages.

Reception intake September 2019 was the first year of our highest birth rate, therefore it is predicted that the next three years will show an increase in a reception intake and subsequent year groups.

The whole school projections for each primary school planning area have been calculated using birth data which in recent years was showing an increase five years later when pupils reach school age. These are projected to calculate reception numbers along with the actual number of children on roll in the schools in the October 2019 census, adding the pupil yield from housing developments and then adding an additional element of places to cater for in-year admissions. This degree of additional places is required to enable schools to absorb the number of pupils we anticipate will arrive in Thurrock from elsewhere in the UK and abroad in the September 2020/21 academic year and beyond. The impact of inward migration will be closely monitored and forecasts adjusted accordingly.

Full details of the methodology used to determine the pupil place forecasts for the primary phase are set out in Annex 1.



© Crown copyright and database rights 2015 Ordnance Survey 100025457

Scale 1:55,000

Aveley, Ockendon & Purfleet

Aveley, Ockendon & Purfleet		RECEPTION FORECAST				
School	PAN	Sep-20	Sep-21	Sep-22	Sep-23	Sep-24
Aveley	60	64	64	69	74	69
Benyon	60	24	27	28	47	33
Bonnygate	60	63	64	66	62	64
Dilkes	60	58	54	65	45	55
Holy Cross	30	30	30	30	30	30
Kenningtons	60	73	95	72	111	90
Purfleet	90	90	75	57	71	72
Shaw	60	69	58	44	55	54
Somers Heath	60	62	62	73	60	65
In Year Admissions		8	8	8	8	8
	540	541	537	512	563	540

Aveley, Ockendon & Purfleet		WHOLE SCHOOL FORECAST				
School	PAN	Sep-20	Sep-21	Sep-22	Sep-23	Sep-24
Aveley	420	459	479	481	477	488
Benyon	420	246	257	261	285	282
Bonnygate	420	438	456	468	478	486
Dilkes	420	419	413	416	401	398
Holy Cross	210	209	209	209	210	210
Kenningtons	420	441	461	459	519	549
Purfleet	630	579	585	571	596	607
Shaw	420	421	419	403	400	398
Somers Heath	420	389	421	436	436	441
In Year Admissions		54	55	56	57	58
	3,780	3,654	3,753	3,759	3,857	3,915

Red Cells indicate where projected numbers exceed the Published Admission Number (PAN)

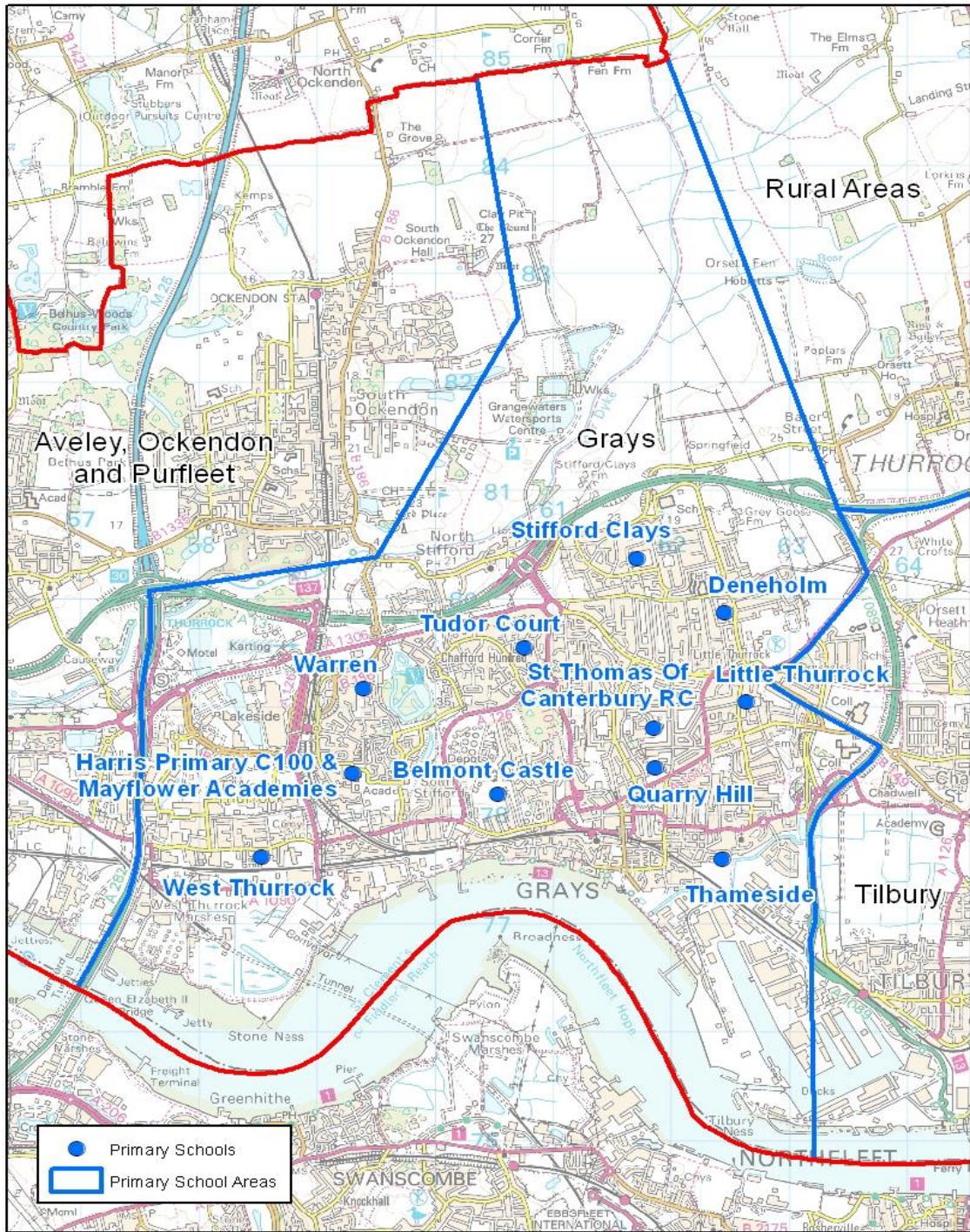
Benyon Primary has increased to a two form entry.

The following schools have increased their class base by adding the following bulge classes to the year groups as detailed below:

Aveley Primary Year 3 and Year 4, Benyon Primary Reception and Year 2, Kenningtons Primary Academy Year 4 and Year 5.

Please note that the bulge classes are not included in the Published Admission Number (PAN).

The above forecasts include the child yield exceeding 20 pupils from the following developments at: Aveley Football Ground, Mill Road, Former Ford Factory Arisdale Avenue, Aveley village extension south of B1335 and the Purfleet Centre.



© Crown copyright and database rights 2015 Ordnance Survey 100025457

Scale 1:60,000

Grays

Grays		RECEPTION FORECAST				
School	PAN	Sep-20	Sep-21	Sep-22	Sep-23	Sep-24
Belmont Castle	90	95	90	83	83	87
Deneholm	60	37	54	58	56	54
Harris Chafford Hundred	90	74	89	69	66	75
Harris Mayflower	150	111	130	103	102	112
Little Thurrock	90	90	98	121	83	99
Quarry Hill	60	61	60	73	73	68
St Thomas'	90	83	83	83	83	83
Stifford Clays	90	103	71	66	84	77
Thameside	120	116	96	102	95	100
Tudor Court	90	98	87	80	89	87
Warren	60	56	37	35	47	42
West Thurrock	60	58	59	54	52	55
In Year Admissions		15	14	14	14	14
	1050	997	968	941	927	953

Grays		WHOLE SCHOOL FORECAST				
School	PAN	Sep-20	Sep-21	Sep-22	Sep-23	Sep-24
Belmont Castle	630	659	681	696	709	720
Deneholm	420	386	384	382	380	377
Harris Chafford Hundred	630	603	603	584	560	548
Harris Mayflower	1,050	823	863	876	836	828
Little Thurrock	630	618	627	660	655	669
Quarry Hill	420	413	417	436	458	469
St Thomas'	630	605	599	592	586	579
Stifford Clays	630	617	600	576	570	560
Thameside	840	772	785	779	763	760
Tudor Court	630	777	751	712	688	659
Warren	420	416	394	380	381	390
West Thurrock	420	415	434	448	468	484
In Year Admissions		107	107	107	106	106
	7,350	7,211	7,245	7,228	7,160	7,149

Red Cells indicate where projected numbers exceed the Published Admission Number (PAN)

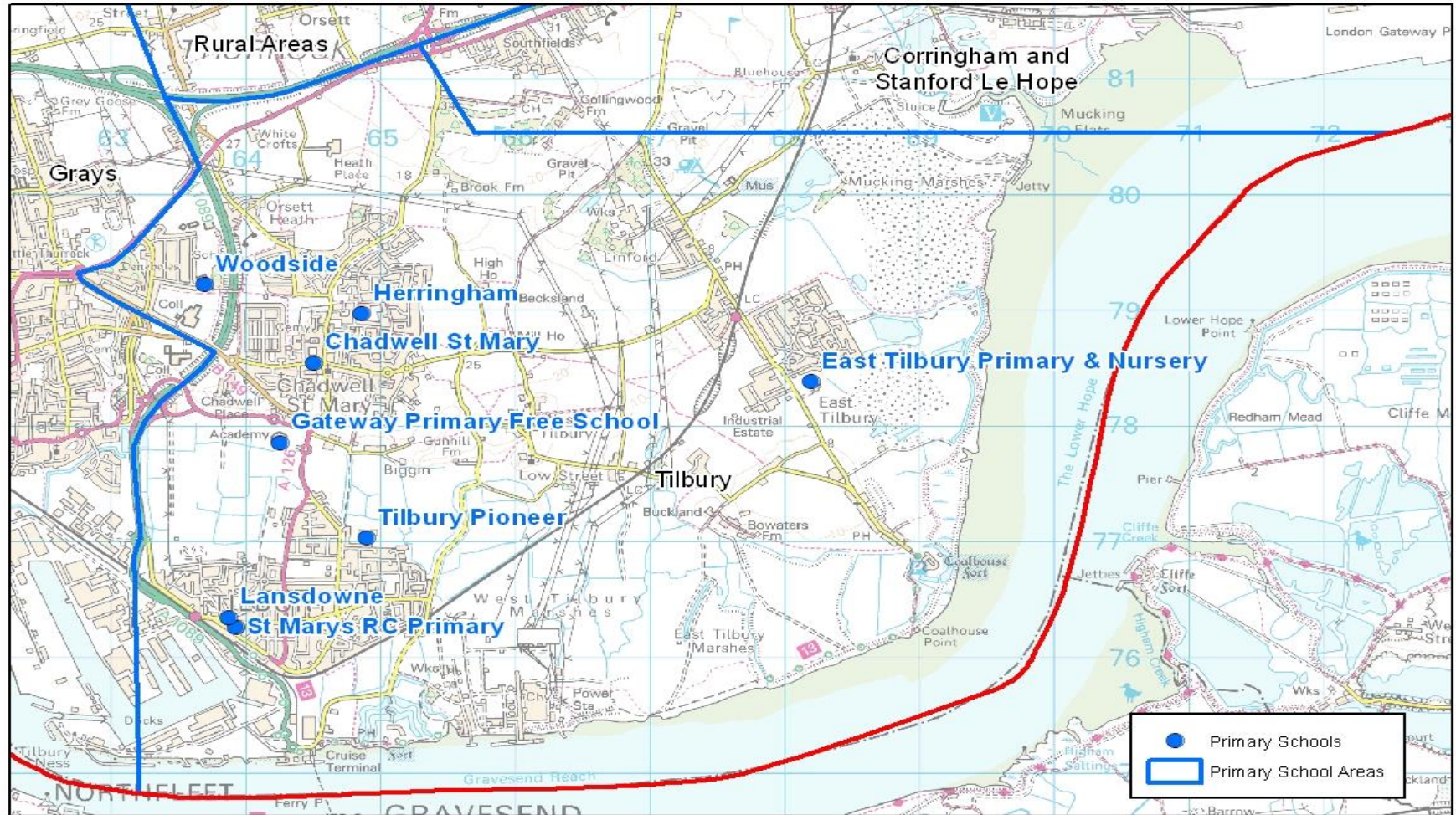
Tudor Court have reduced their intake to a three form entry.

The following schools have increased their class base by adding the following bulge classes to the year groups as detailed below:

Belmont Castle Year 5, Quarry Hill Academy Year 6, Stifford Clays Primary Year 6, and West Thurrock Year 6.

Please note that the bulge classes are not included in the Published Admission Number (PAN).

The above forecasts include the child yield exceeding 20 pupils from the following developments at: William Ball Site Gumley Road, Grays Gas Holder site London Road, Land South of West Thurrock Way and proposed developments land north of Rosebery Road, Castle Road and Belmont Road, Arena Essex and Land Part of Little Thurrock Marshes, Thurrock Park Way



Tilbury

Tilbury		RECEPTION FORECAST				
School	PAN	Sep-20	Sep-21	Sep-22	Sep-23	Sep-24
Chadwell St Mary	30	37	28	30	25	29
East Tilbury	90	100	106	139	142	125
Gateway	60	69	48	59	55	56
Herringham	60	46	57	54	60	56
Lansdowne	90	81	77	73	72	75
St Mary's	30	30	30	30	30	30
Tilbury Pioneer	60	79	62	80	64	70
Woodside	90	115	112	100	116	110
In Year Admissions		8	8	8	8	8
	510	565	528	573	572	559

Tilbury		WHOLE SCHOOL FORECAST				
School	PAN	Sep-20	Sep-21	Sep-22	Sep-23	Sep-24
Chadwell St Mary	210	216	214	215	209	208
East Tilbury	630	684	714	765	800	837
Gateway	420	415	412	413	408	406
Herringham	420	401	410	416	440	458
Lansdowne	630	617	611	598	585	572
St Mary's	210	211	211	211	211	210
Tilbury Pioneer	420	460	475	497	475	479
Woodside	630	689	726	737	763	783
In Year Admissions		55	57	58	58	59
	3,570	3,747	3,829	3,909	3,948	4,011

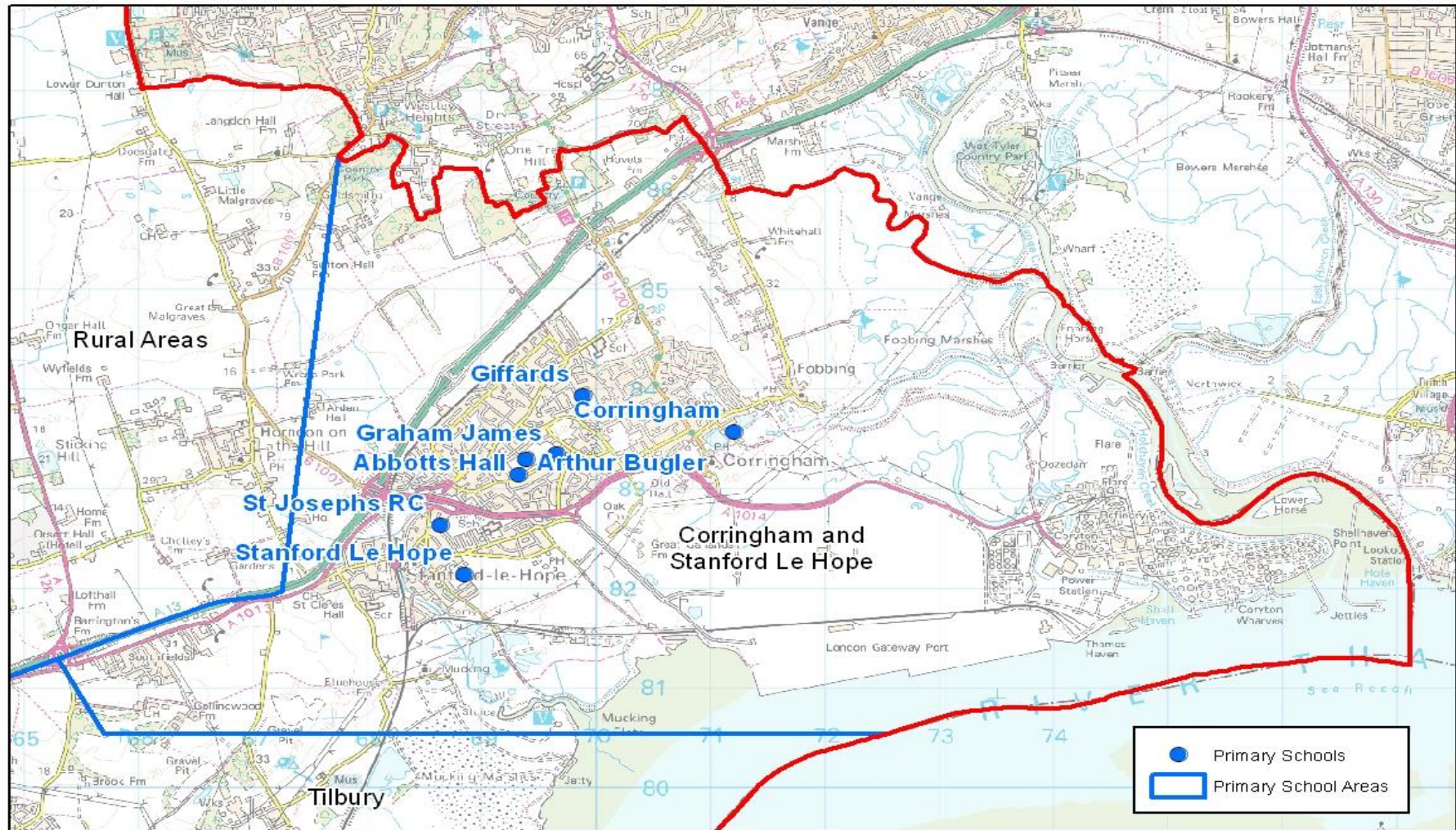
Red Cells indicate where projected numbers exceed the Published Admission Number (PAN)

The following schools have increased their class base by adding the following bulge classes to the year groups as detailed below:

East Tilbury Year 3, Year 4 and Year 6. Tilbury Pioneer Year 2 and Year 3.

Please note that the bulge classes are not included in the Published Admission Number (PAN).

The above forecasts include the child yield exceeding 20 pupils from the following developments at: Bata Field land adjacent Bata Avenue and to Rear of 201-251 Princess Margaret Road, Thurrock Woodview Campus and Former St Chads School and the proposed development at Star Industrial Estate Linford Road.



Corringham and Stanford Le Hope

Corringham & Stanford le Hope		RECEPTION FORECAST				
School	PAN	Sep-20	Sep-21	Sep-22	Sep-23	Sep-24
Abbots Hall	30	47	34	34	29	34
Arthur Bugler	60	65	47	57	57	55
Corringham	60	43	72	56	81	66
Giffards	60	48	84	64	71	70
Graham James	60	64	55	94	59	69
St Joseph's	30	29	29	29	29	29
Stanford-le-Hope	60	52	75	63	68	67
In Year Admissions		5	6	6	6	6
	360	353	402	403	400	396

Corringham & Stanford le Hope		WHOLE SCHOOL FORECAST				
School	PAN	Sep-20	Sep-21	Sep-22	Sep-23	Sep-24
Abbots Hall	210	265	270	275	254	258
Arthur Bugler	420	423	410	407	404	399
Corringham	420	411	424	419	437	448
Giffards	420	433	457	434	443	458
Graham James	420	422	419	454	453	463
St Joseph's	210	217	206	206	205	204
Stanford-le-Hope	420	412	447	467	503	535
In Year Admissions		39	39	40	40	41
	2,520	2,622	2,672	2,702	2,739	2,806

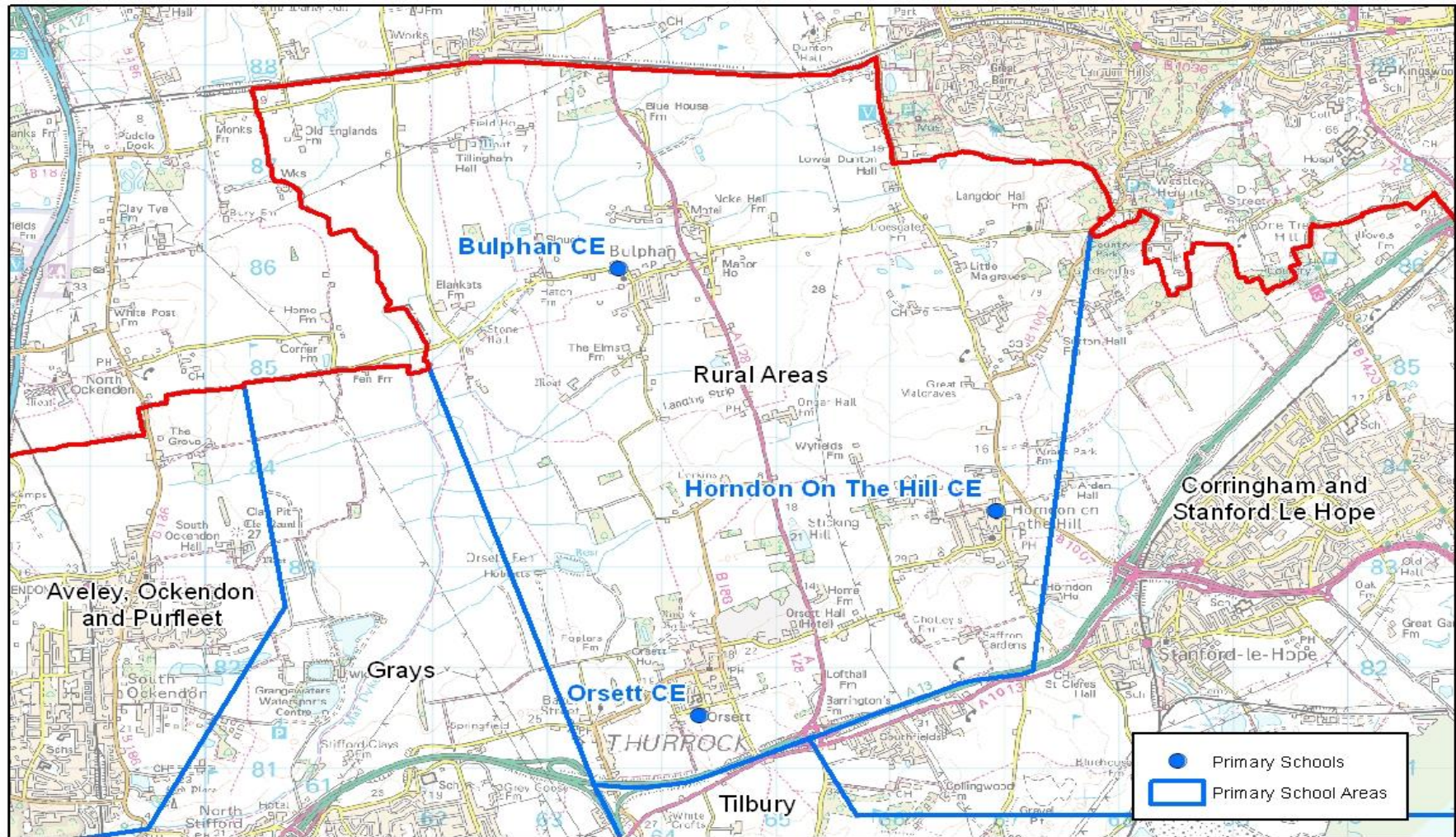
Red Cells indicate where projected numbers exceed the Published Admission Number (PAN)

The following schools have increased their class base by adding the following bulge classes to the year groups as detailed below:

Abbots Hall Primary Academy Reception and Year 3 and Giffards Primary Year 4.

Please note that the bulge classes are not included in the Published Admission Number (PAN).

The above forecasts include the child yield exceeding 20 pupils from the development at: Land adjacent St Cleres School, railway line and Butts Lane and the proposed developments at: Land adjacent to railway line, Manorway and west of Victoria Road and Land Rear of Caldwell Road, Kingsman Road & Adj. to A1013.



Rural Area

Rural		RECEPTION FORECAST				
School	PAN	Sep-20	Sep-21	Sep-22	Sep-23	Sep-24
Bulphan	12	14	20	20	18	19
Horndon-on-the-Hill	30	20	23	26	15	21
Orsett	30	50	40	29	22	32
In Year Admissions		1	1	1	1	1
	72	85	84	76	56	73

Rural		WHOLE SCHOOL FORECAST				
School	PAN	Sep-20	Sep-21	Sep-22	Sep-23	Sep-24
Bulphan	84	87	102	112	127	144
Horndon-on-the-Hill	210	184	178	175	162	161
Orsett	210	238	247	244	235	239
In Year Admissions		8	8	8	8	8
	504	517	535	539	532	552

Red Cells indicate where projected numbers exceed the Published Admission Number (PAN)

There are no class base increases in this planning area.

The above forecasts include the child yield exceeding 20 pupils from the development at: Little Malgraves Farm, Lower Dunton Road.

Primary Forecast Summary

Reception intake September 2019 will be the first year of our highest birth rate, therefore it is predicted that the next 3 years will show an increase in a reception intake and subsequent year groups.

The pressure in the primary phase is being managed and will continue to be regularly monitored closely. The inward migration experienced in recent years had a more significant impact on primary places than secondary places. This may have been because we had capacity in our secondary schools which could absorb the newcomers or it may be that the families arriving in Thurrock had younger children.

Thurrock Primary whole school numbers have increased by 20% since Autumn 2012 which equates to a 2,908 pupil increase. However, the autumn school census for October 2018 and 2019 is showing a significant decrease in the amount of extra primary pupils when compared to the last five years.

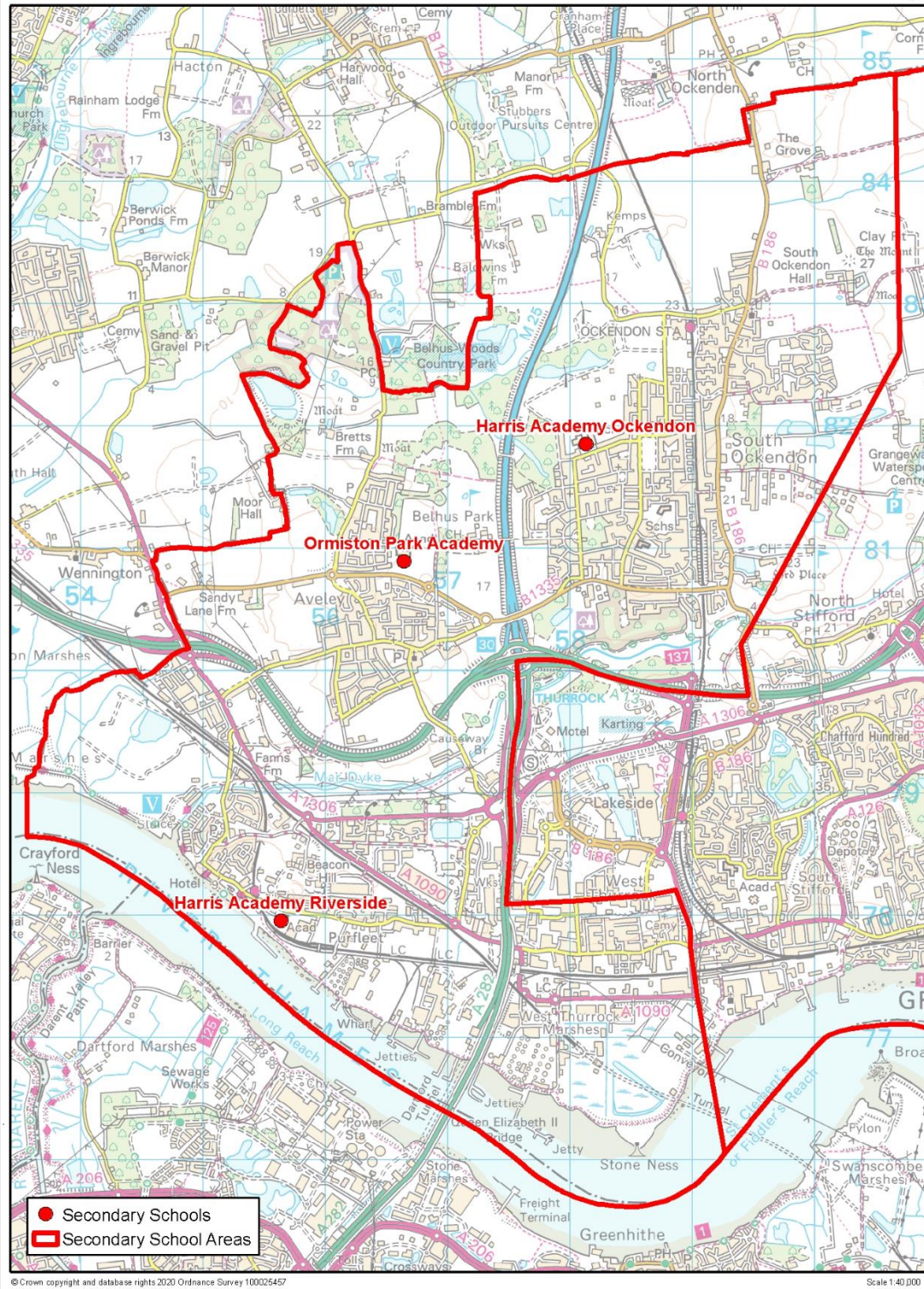
SECONDARY FORECASTS

The primary increase is becoming noticeable when pupils are moving into Year 7 and beyond.

Whole school forecasts for each secondary planning area has been calculated using formulae to calculate the transition rate from year 6 to year 7 and the current numbers on roll in schools on the census data from October 2019 and by also adding the pupil yield from any developments and then adding an additional element of places to cater for in-year admissions. This degree of additional places is required to enable schools to absorb the number of pupils we anticipate will arrive in Thurrock from elsewhere in the UK and abroad in the September 2020/21 academic year and beyond. The impact of inward migration will be closely monitored and forecasts adjusted accordingly.

Full details of the methodology used to determine the pupil place forecasts for the secondary phase are set out in Annex 1.

Thames Park Free School and Orsett Heath Free School will open in September 2020. Each school will open to 120 pupils at each site. These sites are temporary whilst their new permanent sites are under construction. This will affect the Secondary year 7 forecast and those pupil admission numbers will not be included until next year's Pupil Place Plan.



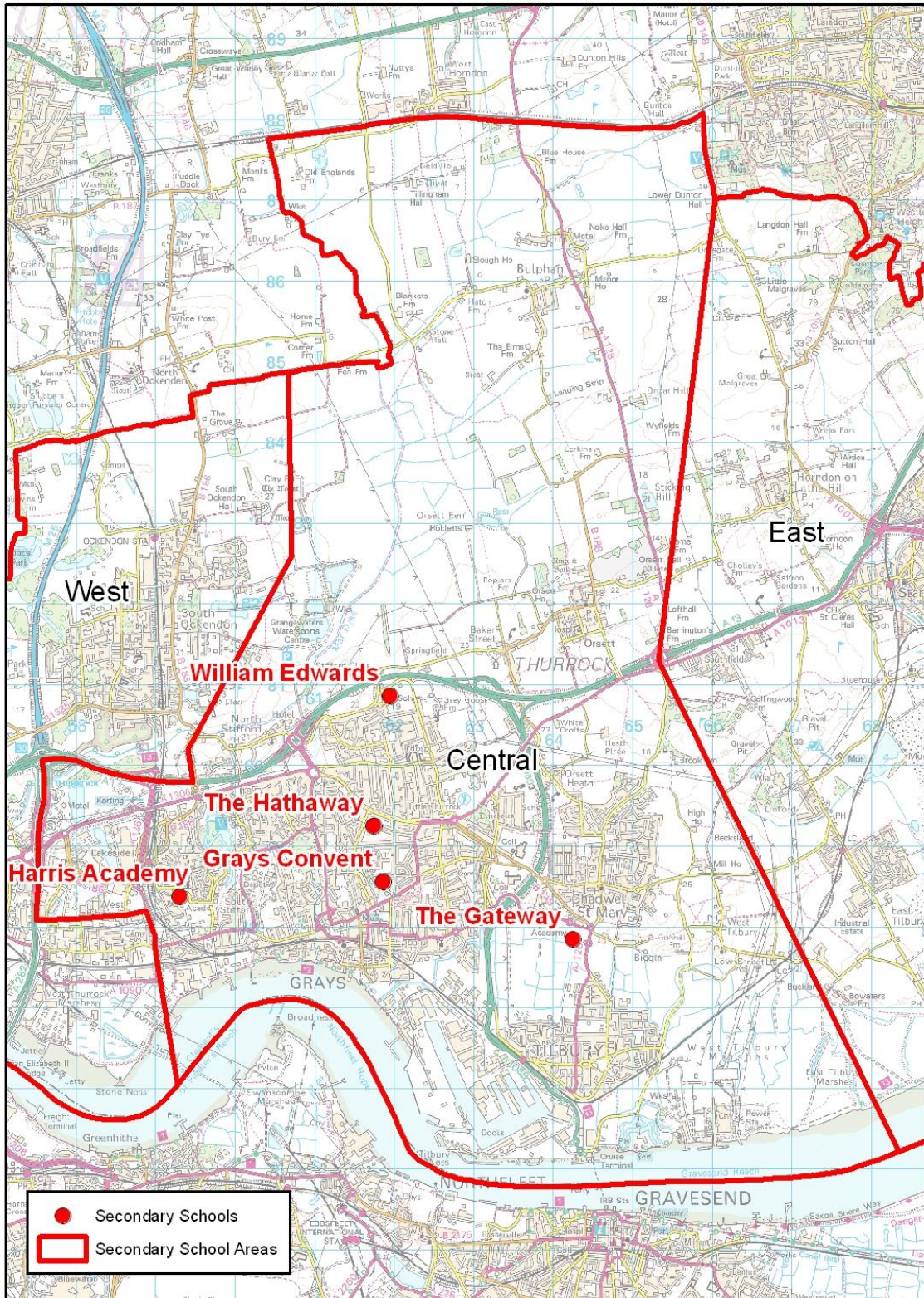
West Planning Area

West Planning Area	YEAR 7 FORECAST					
School	PAN	Sep-20	Sep-21	Sep-22	Sep-23	Sep-24
Harris Academy Riverside	180	189	185	195	198	190
Ormiston Park Academy	180	139	137	144	147	140
Harris Academy Ockendon	240	257	252	266	270	259
In Year Admissions		9	9	9	9	9
	600	594	583	614	624	598

West Planning Area	WHOLE SCHOOL FORECAST					
School	PAN	Sep-20	Sep-21	Sep-22	Sep-23	Sep-24
Harris Academy Riverside	900	638	828	904	987	999
Ormiston Park Academy	900	689	694	740	737	744
Harris Academy Ockendon	1,200	1,222	1,258	1,300	1,339	1,356
In Year Admissions		38	42	44	46	46
	3,000	2,587	2,822	2,988	3,109	3,145

Red Cells indicate where projected numbers exceed the Published Admission Number (PAN)

The above forecasts include the child yield exceeding 20 pupils from the developments at: Aveley Football Ground, Mill Road, Former Ford Factory Arisdale Avenue, Aveley village extension south of B1335, Land South of West Thurrock Way and the Purfleet Centre.



© Crown copyright and database rights 2015 Ordnance Survey 100025457

Scale 1:85,000

Central Planning Area

Central Planning Area	YEAR 7 FORECAST					
School	PAN	Sep-20	Sep-21	Sep-22	Sep-23	Sep-24
Grays Convent	124	130	128	134	137	131
Harris Academy Chafford Hundred	180	189	185	195	198	190
The Gateway Academy	215	225	221	233	237	227
The Hathaway Academy	180	185	182	192	195	187
William Edwards	250	261	256	270	274	263
In Year Admissions		15	15	15	16	15
	949	1,005	987	1,039	1,057	1,013

Central Planning Area	WHOLE SCHOOL FORECAST					
School	PAN	Sep-20	Sep-21	Sep-22	Sep-23	Sep-24
Grays Convent	620	650	655	666	679	660
Harris Academy Chafford Hundred	900	1,001	974	1,005	1,030	1,034
The Gateway Academy	1,075	1,110	1,143	1,178	1,217	1,213
The Hathaway Academy	900	890	912	956	994	1,016
William Edwards	1,250	1,296	1,301	1,325	1,324	1,340
In Year Admissions		74	75	77	79	79
	4,745	5,021	5,060	5,207	5,323	5,342

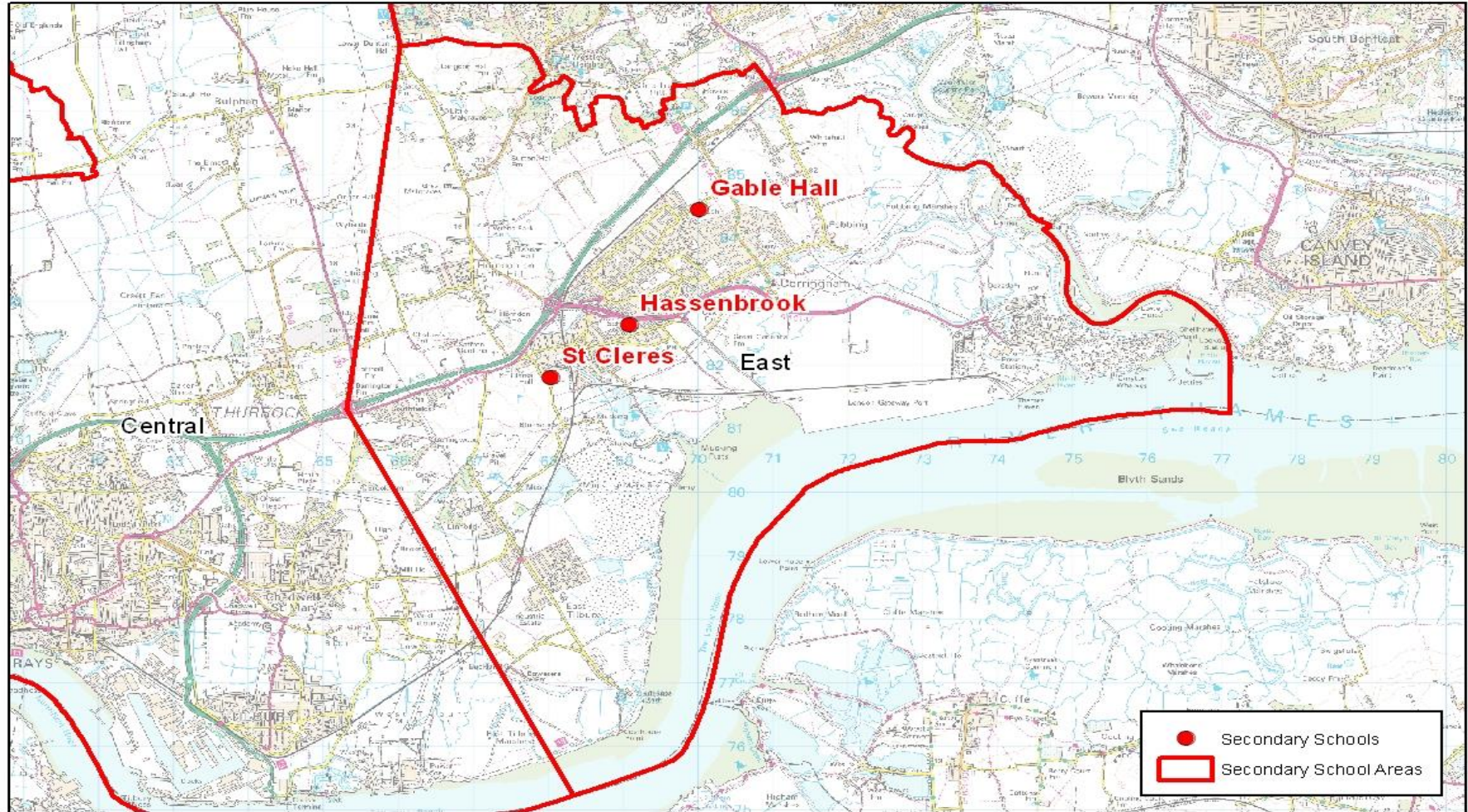
Red Cells indicate where projected numbers exceed the Published Admission Number (PAN)

The following schools have increased their class base by adding the following bulge classes to the year groups as detailed below:

Grays Convent Year 7, Harris Academy Chafford Hundred Year 7 and Year 10, William Edwards Year 8.

The above forecasts include the child yield exceeding 20 pupils from the following developments at: Thurrock Woodview Campus, William Ball Site, Gumley Road, Grays Gas Holder Site, London Road, Former St Chads School and the proposed developments at Star Industrial Estate, Linford Road, Land Part of Little Thurrock Marshes, Thurrock Park and Arena Essex.

The forecast above does not include the two new free schools Orsett Heath Academy and Thames Park Academy. These schools cannot be part of the Local Authorities co-ordination in the first year of opening. They will be included in next year's pupil place plan. Therefore the tables above do not give an accurate forecast as these two schools are due to open in temporary accommodation, initially with a Published Admission Number (PAN) of 120 spaces each starting in Year 7 Sept 2020.



© Crown copyright and database rights 2015 Ordnance Survey 100025457

Scale 1:100,000

East Planning Area

East Planning Area	YEAR 7 FORECAST					
School	PAN	Sep-20	Sep-21	Sep-22	Sep-23	Sep-24
Gable Hall	272	278	273	287	292	280
Hassenbrook Academy	150	123	120	127	129	124
St Clere's	261	275	271	285	290	278
In Year Admissions		10	10	10	11	10
	683	686	674	709	722	692

East Planning Area	WHOLE SCHOOL FORECAST					
School	PAN	Sep-20	Sep-21	Sep-22	Sep-23	Sep-24
Gable Hall	1,360	1,297	1,315	1,348	1,395	1,410
Hassenbrook Academy	750	521	529	578	618	625
St Clere's	1,305	1,391	1,454	1,519	1,450	1,474
In Year Admissions		48	49	52	52	53
	3,415	3,257	3,347	3,497	3,515	3,562

Red Cells indicate where projected numbers exceed the Published Admission Number (PAN)

The following schools have increased their class base by adding the following bulge classes to the year groups as detailed below:

Ortu Hassenbrook Year 7 and St Clere's Year 7 and Year 8 x 5 form entry.

The above forecasts include the child yield exceeding 20 pupils from the following developments at: Land adjacent St Clere's School, railway line and Butts Lane, and proposed developments at adjacent to railway line, Manorway and West of Victoria Road and Bata field land adjacent Bata Avenue and to rear of 201 to 251 Princess Margaret Road.

Secondary Forecast Summary

With the number of primary pupils moving into the secondary sector the demand for secondary places is increasing and will continue to do so over the next few years.

Two new Free Schools will open in temporary accommodation from September 2020 with initially a total of 240 places across both schools.

COUNCIL WIDE ISSUES

The two main factors for pupil increases in both the primary and secondary phases are the increase in birth rate and the amount of in-year applications. The table below details the increases of in-year applications outside the normal admission rounds.

Academic Year	No. of children applying for a primary/secondary school place outside of the normal admission round who arrived in Thurrock from abroad.	No. of children applying for a primary/secondary school place outside of the normal admission round who arrived in Thurrock from elsewhere in the UK.	Total
2013/14	310	751	1061
2014/15	382	949	1331
2015/16	311	990	1301
2016/17	250	1096	1346
2017/18	250	1035	1285
2018/19	191	1097	1288
2019/20	162	785	947
* NB. 2019/20 figures are for 5 months			

Planning for the children arriving in Thurrock is difficult as we do not know who they are, how old they are, and therefore, which year groups they will apply for until they make contact with School Admissions. Some may require Reception and Year 7 places, but many will require places in other year groups. This introduces the potential of bulge classes in year groups other than Reception and Year 7 as we have experienced in recent years.

With the unpredictable demand for places from outside of Thurrock an additional element of pupil places has been added to each planning area within Thurrock.

ANNEX 1: PUPIL PLACE FORECASTING METHODOLOGY

The statutory obligation for all local Councils is to provide sufficient school places. Thurrock Council regularly reviews all data, trends and builds a robust analysis of pupil planning to ensure a place for all pupils that live in Thurrock either at normal admission rounds or the unforeseen “in-year” admissions.

Thurrock experiences high levels of in-year applications which has put pressure on school places but with the excellent relationships we have with our Schools and Academies, Thurrock Council has been able to continue to meet this demand.

Primary Forecasts

Thurrock Council uses live birth data provided by the National Health Service which forms the basis of calculating the place requirements four years later. This data contains post codes where the child lives which are then allocated to the nearest school in that area to calculate places required in that schools planning area.

Whole school forecasts are based on pupil census data; this provides actual pupil numbers in each year group. The number of children calculated from any building development is added to this to then calculate the number of school places required. An element of additional places is then added to cater for in-year admissions.

The building developments which produce over 20 pupils are taken into consideration in this edition of the PPP document and are listed under each planning area.

There is a project team made up of officers from various departments within the Council that play a part in PPP that meet monthly to review forecasts and any emerging issues. This allows the Council to be proactive in taking any necessary action to meet growing pressures for school places.

Secondary Forecasts

With the high level of primary school places we have we know that these will feed through to our secondary schools. When calculating year 7 forecasts we use existing primary numbers. Using trend data we have used a transfer rate of 92%, meaning 8% of our children go outside of the Thurrock area. Thurrock has no secondary provision for Catholic boys who tend to move out of the area to attend a Catholic secondary school.

The Year 7 forecasts in this document were arrived at by examining the conversion rate from Year 6 to Year 7 for the last three years. This is the number of Thurrock Year 6 pupils who went on to become Year 7 students.

Having established the predicted number of Year 7 students for each school, we then address the child yield from housing developments.

We know the predicted number of children in each area that are likely to arise from developments but we cannot know how old they will be or which year group they will require. We therefore assume that some of the children generated by new developments will require primary places and some secondary places.

A number of places are therefore added to the whole school predictions for both primary and secondary at the schools in the areas where the development is due to take place. If a major development falls between two or more schools the child yield is divided between the schools.

Migration

Thurrock is still experiencing increases in the number of children applying for a school place “In Year”. These arrivals during the academic year are difficult to manage as we do not know how many of each age group will arrive. The extent of inward migration in recent years indicates that 5% of school places are required in the primary phase and 3% are required in the secondary phase to ensure that the new arrivals can be accommodated.

The forecasts are not constrained by the physical accommodation available in the schools in the planning area and therefore indicate where pressure on places is likely to arise.

Pupil Migration

Thurrock is a net exporter of pupils. The numbers both in and out of Thurrock for receptions and year 7 are listed below. The percentages listed are comparing these numbers against September 2019 actual on time applications numbers for reception and Year 7. These numbers only relate to the normal admission round.

Primary

17 children are expected to come in to the LA +.5% by September 2020

77 children expected to go outside of the LA -3% by September 2020

Secondary

51 children are expected to come in to the LA +2.3% by September 2020

251 children are expected to go outside of the LA – 10.2% by September 2020

ANNEX 2: SPECIAL EDUCATIONAL NEEDS AND DISABILITY (SEND)

An education, health and care (EHC) plan is for children and young people aged up to 25 who need more support than is available through special educational needs support.

EHC plans identify educational, health and social needs and set out the additional support to meet those needs.

More information about special educational needs support and EHC plans is available at <https://www.thurrock.gov.uk/support-for-parents-and-carers-whose-children-have-special-needs-at-school/education-health-and-care>

www.askthurrock.org.uk

Provision

The Council has two special schools in the borough

School	Status	Needs Met	Age Range	Number of Places
Beacon Hill Academy	Academy	Severe and profound learning difficulties	3 to 19	75
Treetops Academy	Academy	Moderate learning difficulties and Autism	3 to 19	309

Beacon Hill Academy is a special school in South Ockendon for pupils who have severe and complex learning difficulties. Beacon Hill Post 16 provision caters for students with severe and profound and multiple learning difficulties from 16 to 19. This provision is located on the shared site with Treetops School in Grays. Students follow a personalised, accredited curriculum which promotes independence and transition to lifelong learning in the community.

Treetops School is a day special school academy in Grays for pupils between the ages of 3 and 19. The school caters for children and young people with moderate learning difficulties and Autism.

A new Special Free School has been agreed by the Education Funding Agency and is in development. The school will be located on a site adjacent to the existing Treetops School. The new Treetops Academy is planned to open in the academic year 2021/22.

The numbers of commissioned places in the Special Schools and Resource Bases are agreed between the Council and the schools on an annual basis. There is potential opportunity for additional places to be commissioned by the local authority as required and where possible during the academic year.

In addition to the special schools there are a number of mainstream schools with specialist provision in the Primary Sector:

School	Type of Provision	Age Range	Number of Places
Warren Primary	Resource base for pupils with hearing impairment	4-11	18
Stanford Le Hope Primary Academy	Resource nursery base for pupils with visual impairment	Nursery 3-5	3
Corringham Primary Academy	Resource base for pupils with speech and language difficulties	4-11	20
Harris Primary Academy Chafford Hundred	ICAN resource base for children with speech, language and communication needs	Nursery 3-5	5 *FTE
Dilkes Primary Academy	Resource base for pupils with social, emotional and mental health difficulties	4-11	10
Lansdowne Primary Academy	Resource base for pupils with social communication /moderate learning difficulties	4-11	8
Quarry Hill Academy	Resource base for pupils with social, emotional and mental health difficulties	4-11	10
East Tilbury Primary Academy	Inclusion Base	4-11	10
Thameside Primary Academy	Inclusion Base	4-11	10

*Full Time Equivalent

Secondary phase schools with specialist provision are:

School	Type of Provision	Age Range	Number of Places
Ormiston Park Academy (ASCEND)	Resource base for pupils with social, emotional and mental health difficulties	11-19	30
Harris Academy Chafford Hundred	Resource Base for pupils with speech, language and communication needs and autism	11-19	20
St Clere's School	Resource Base for pupils with visual and hearing impairment.	11-19	17

Support is offered to students with special needs post 16 years at South Essex College, Palmers campus of USP College, and Thurrock Adult Community College.

ANNEX 3: PROVISION FOR PUPILS OUT OF SCHOOL

Thurrock has developed two new Primary Inclusion Bases for pupils who have been permanently excluded or are at risk of permanent exclusion to provide direct support for these pupils and to support their re-integration into mainstream school. The two Inclusion Bases are at East Tilbury Primary School and Thameside Primary School, both of which are Primary Academies part of the Osborne Multi Academy Trust.

The Olive Alternative Provision Academy based in Tilbury provides a secondary offer for pupils because of exclusion, illness or other reasons, would not otherwise receive a suitable education. The service provides a range of different interventions to support young people to reengage with mainstream provision.

Admission to the service is by referral only. All referrals are made via the Council's Access and Inclusion Service.

Further information on the Olive AP Academy can be obtained from the Council's website.

ANNEX 4: POST 16 PROVISION

The 2008 Education Act raised the age of participation for young people in England. Those born on or after 1st September 1997 must remain in some form of education or training until their 18th birthday. This may be:

- full time education at school or college,
- an apprenticeship or traineeship,
- part-time education or training as well as being employed, self-employed or volunteering for 20 hours per week or more.

Thurrock Council works closely in partnership with schools and colleges and other providers to plan provision for post 16 education and training. Young people can pursue a wide range of both academic and vocational courses in a range of settings.

Five secondary schools in Thurrock currently offer post 16 education; Gable Hall, Hassenbrook and St Clere's schools form the Stanford and Corringham 6th Form consortium and between them provide a range of academic and vocational courses.

Harris Academy Ockendon Studio School and 6th form is a 14 to 19 school offering a range of academic qualifications in addition to work based training. Applications for work based training places in the Studio School should be made via the Council's school admissions team. There are currently 75 places in the Studio School.

Harris Academy Chafford Hundred and Harris Riverside offers a 6th form provision which has a range of academic and vocational opportunities for young people, information on all the courses is available via the schools website.

The table below provides the number of students in Thurrock 6th forms at October 2019.

Gov	School	12	13	14	Post-16 Total
CA	Stanford & Corringham 6 th form	100	92		192
VA	Grays Convent				
CA	Harris Academy Chafford Hundred	206	159		365
CA	Harris Academy Riverside	56	38		94
CA	Ormiston Park Academy				
CA	The Gateway Academy				
CA	The Hathaway Academy				
CA	Harris Academy Ockendon	50	42		92
CA	William Edwards School				
	TOTALS	412	331		743

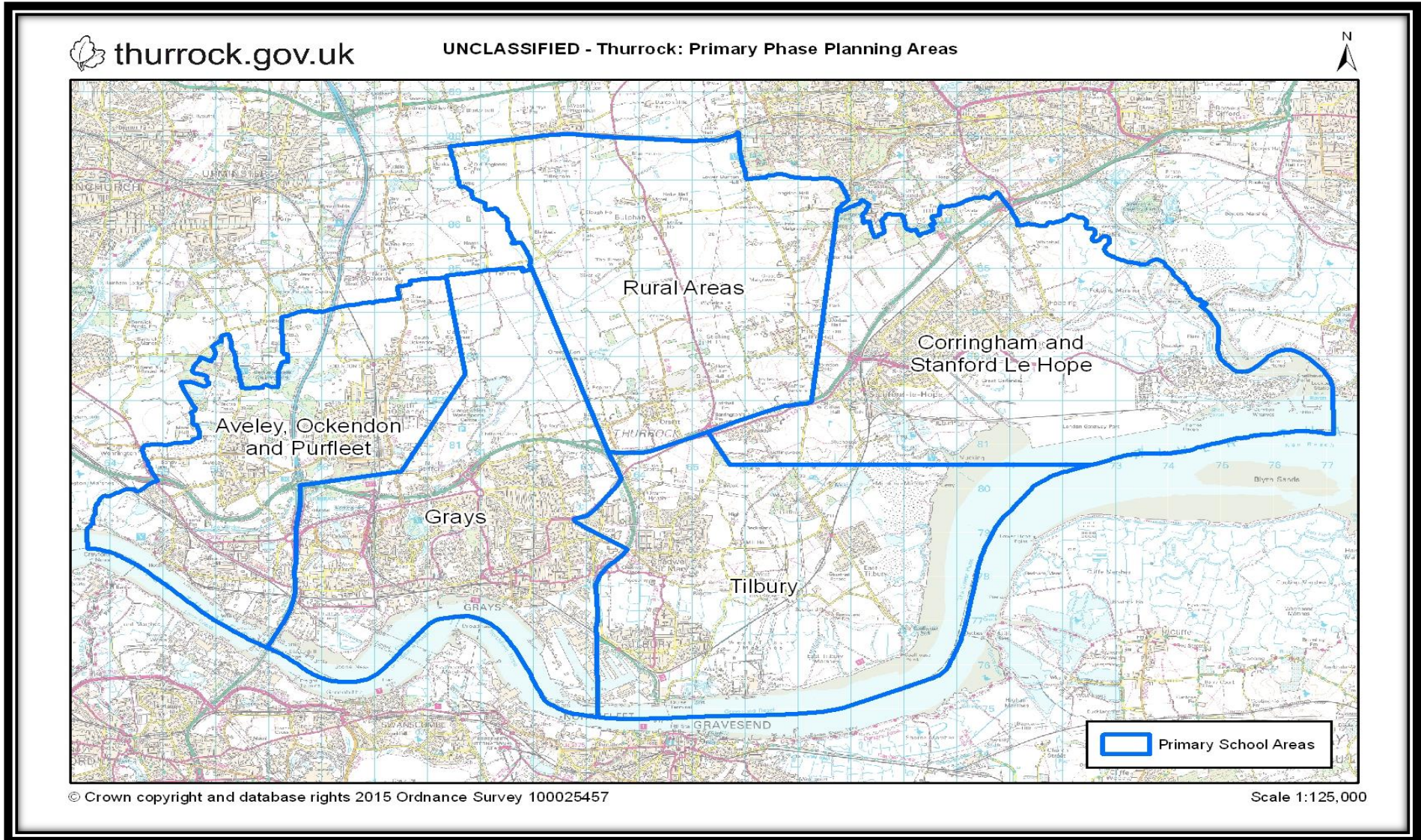
USP (A merger of Palmer's 6th form College in Grays and Seevic College in Benfleet) offer a range of A Level, BTEC and secretarial courses to over 5,000 students. Find out more about the courses on offer on the college website www.uspcollege.ac.uk

South Essex College of Further and Higher Education in Grays offers a wide range of training opportunities which lead to accredited qualifications. Young people can study anything from bricklaying to costume design, they also provide a small number of higher education programmes in partnership with University of East Anglia and University of Arts London.

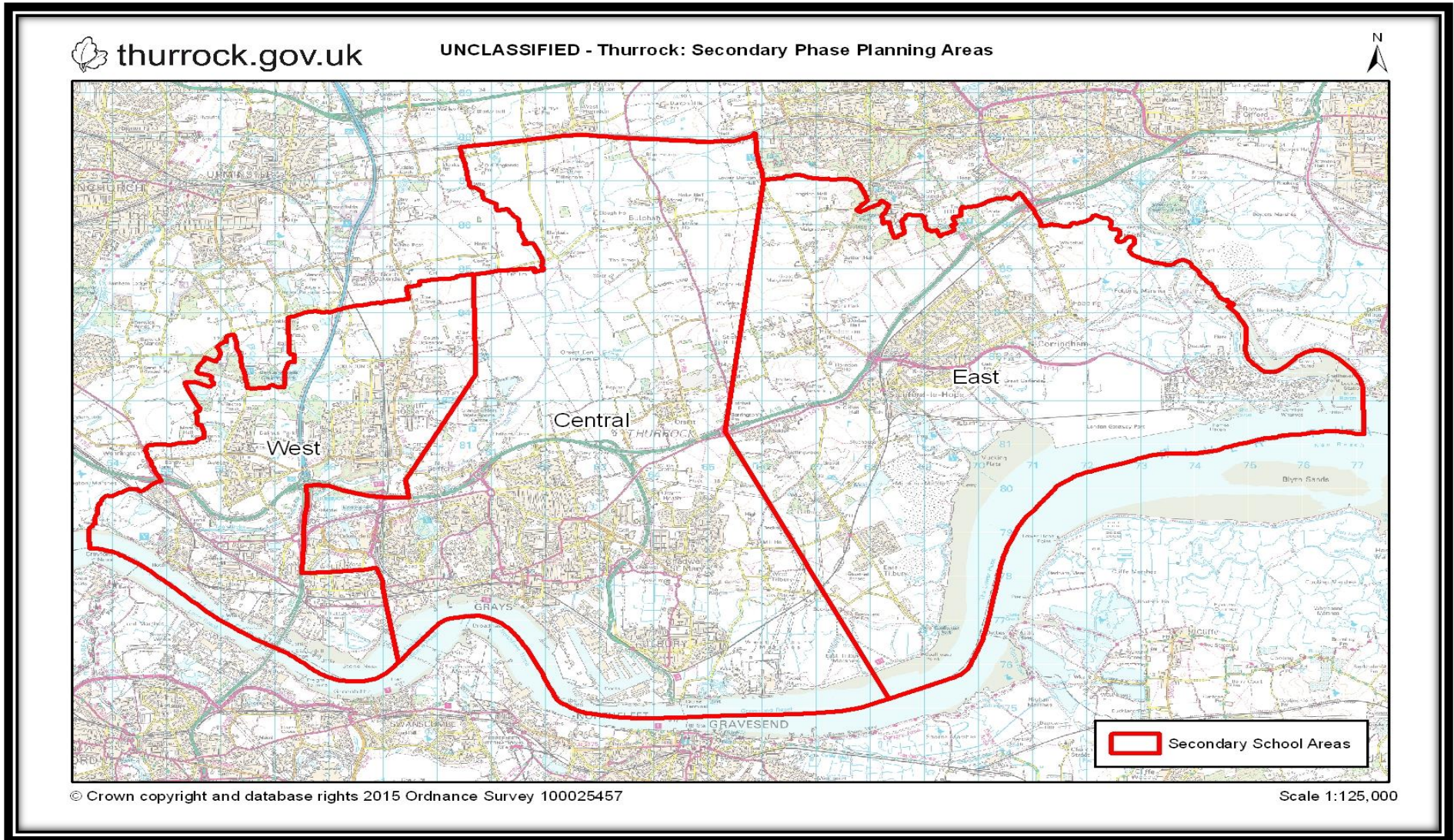
Thurrock has two special schools with a post 16 offer, Treetops and Beacon Hill, this information is available via the website.

ANNEX 5: MAP PRIMARY PHASE PLANNING AREAS

Page 48



ANNEX 6: MAP SECONDARY PHASE PLANNING AREAS



ANNEX 7: PRIMARY FORECAST RECEPTION

Aveley, Ockendon & Purfleet		RECEPTION FORECAST				
School	PAN	Sep-20	Sep-21	Sep-22	Sep-23	Sep-24
Aveley	60	64	64	69	74	69
Benyon	60	24	27	28	47	33
Bonnygate	60	63	64	66	62	64
Dilkes	60	58	54	65	45	55
Holy Cross	30	30	30	30	30	30
Kenningtons	60	73	95	72	111	90
Purfleet	90	90	75	57	71	72
Shaw	60	69	58	44	55	54
Somers Heath	60	62	62	73	60	65
In Year Admissions		8	8	8	8	8
	540	541	537	512	563	540
Grays		RECEPTION FORECAST				
School	PAN	Sep-20	Sep-21	Sep-22	Sep-23	Sep-24
Belmont Castle	90	95	90	83	83	87
Deneholm	60	37	54	58	56	54
Harris Chafford Hundred	90	74	89	69	66	75
Harris Mayflower	150	111	130	103	102	112
Little Thurrock	90	90	98	121	83	99
Quarry Hill	60	61	60	73	73	68
St Thomas'	90	83	83	83	83	83
Stifford Clays	90	103	71	66	84	77
Thameside	120	116	96	102	95	100
Tudor Court	90	98	87	80	89	87
Warren	60	56	37	35	47	42
West Thurrock	60	58	59	54	52	55
In Year Admissions		15	14	14	14	14
	1050	997	968	941	927	953
Tilbury		RECEPTION FORECAST				
School	PAN	Sep-20	Sep-21	Sep-22	Sep-23	Sep-24
Chadwell St Mary	30	37	28	30	25	29
East Tilbury	90	100	106	139	142	125
Gateway	60	69	48	59	55	56
Herringham	60	46	57	54	60	56
Lansdowne	90	81	77	73	72	75
St Mary's	30	30	30	30	30	30
Tilbury Pioneer	60	79	62	80	64	70
Woodside	90	115	112	100	116	110
In Year Admissions		8	8	8	8	8
	510	565	528	573	572	559

PRIMARY FORECAST RECEPTION CONTINUED

Corringham & Stanford le Hope		RECEPTION FORECAST				
School	PAN	Sep-20	Sep-21	Sep-22	Sep-23	Sep-24
Abbots Hall	30	47	34	34	29	34
Arthur Bugler	60	65	47	57	57	55
Corringham	60	43	72	56	81	66
Giffards	60	48	84	64	71	70
Graham James	60	64	55	94	59	69
St Joseph's	30	29	29	29	29	29
Stanford-le-Hope	60	52	75	63	68	67
In Year Admissions		5	6	6	6	6
	360	353	402	403	400	396
Rural		RECEPTION FORECAST				
School	PAN	Sep-20	Sep-21	Sep-22	Sep-23	Sep-24
Bulphan	12	14	20	20	18	19
Horndon-on-the-Hill	30	20	23	26	15	21
Orsett	30	50	40	29	22	32
In Year Admissions		1	1	1	1	1
	72	85	84	76	56	73

Red Cells indicate where projected numbers exceed the Published Admission Number (PAN)

ANNEX 8: PRIMARY FORECAST WHOLE SCHOOL

Aveley, Ockendon & Purfleet		WHOLE SCHOOL FORECAST				
School	PAN	Sep-20	Sep-21	Sep-22	Sep-23	Sep-24
Aveley	420	459	479	481	477	488
Benyon	420	246	257	261	285	282
Bonnygate	420	438	456	468	478	486
Dilkes	420	419	413	416	401	398
Holy Cross	210	209	209	209	210	210
Kenningtons	420	441	461	459	519	549
Purfleet	630	579	585	571	596	607
Shaw	420	421	419	403	400	398
Somers Heath	420	389	421	436	436	441
In Year Admissions		54	55	56	57	58
	3,780	3,654	3,753	3,759	3,857	3,915
Grays		WHOLE SCHOOL FORECAST				
School	PAN	Sep-20	Sep-21	Sep-22	Sep-23	Sep-24
Belmont Castle	630	659	681	696	709	720
Deneholm	420	386	384	382	380	377
Harris Chafford Hundred	630	603	603	584	560	548
Harris Mayflower	1,050	823	863	876	836	828
Little Thurrock	630	618	627	660	655	669
Quarry Hill	420	413	417	436	458	469
St Thomas'	630	605	599	592	586	579
Stifford Clays	630	617	600	576	570	560
Thameside	840	772	785	779	763	760
Tudor Court	630	777	751	712	688	659
Warren	420	416	394	380	381	390
West Thurrock	420	415	434	448	468	484
In Year Admissions		107	107	107	106	106
	7,350	7,211	7,245	7,228	7,160	7,149
Tilbury		WHOLE SCHOOL FORECAST				
School	PAN	Sep-20	Sep-21	Sep-22	Sep-23	Sep-24
Chadwell St Mary	210	216	214	215	209	208
East Tilbury	630	684	714	765	800	837
Gateway	420	415	412	413	408	406
Herringham	420	401	410	416	440	458
Lansdowne	630	617	611	598	585	572
St Mary's	210	211	211	211	211	210
Tilbury Pioneer	420	460	475	497	475	479
Woodside	630	689	726	737	763	783
In Year Admissions		55	57	58	58	59
	3,570	3,747	3,829	3,909	3,948	4,011

Red Cells indicate where projected numbers exceed the Published Admission Number (PAN)

PRIMARY FORECAST WHOLE SCHOOL CONTINUED

Corringham & Stanford le Hope		WHOLE SCHOOL FORECAST				
School	PAN	Sep-20	Sep-21	Sep-22	Sep-23	Sep-24
Abbots Hall	210	265	270	275	254	258
Arthur Bugler	420	423	410	407	404	399
Corringham	420	411	424	419	437	448
Giffards	420	433	457	434	443	458
Graham James	420	422	419	454	453	463
St Joseph's	210	217	206	206	205	204
Stanford-le-Hope	420	412	447	467	503	535
In Year Admissions		39	39	40	40	41
	2,520	2,622	2,672	2,702	2,739	2,806
Rural		WHOLE SCHOOL FORECAST				
School	PAN	Sep-20	Sep-21	Sep-22	Sep-23	Sep-24
Bulphan	84	87	102	112	127	144
Horndon-on-the-Hill	210	184	178	175	162	161
Orsett	210	238	247	244	235	239
In Year Admissions		8	8	8	8	8
	504	517	535	539	532	552

School	PAN	Sep-20	Sep-21	Sep-22	Sep-23	Sep-24
PRIMARY NUMBERS	17,724	17,488	17,768	17,868	17,967	18,161
In Year Admissions		263	266	269	269	272
	17,724	17,751	18,034	18,137	18,236	18,433

Red Cells indicate where projected numbers exceed the Published Admission Number (PAN)

ANNEX 9: SECONDARY FORECAST YEAR 7

West Planning Area	YEAR 7 FORECAST					
School	PAN	Sep-20	Sep-21	Sep-22	Sep-23	Sep-24
Harris Academy Riverside	180	189	185	195	198	190
Ormiston Park Academy	180	139	137	144	147	140
Harris Academy Ockendon	240	257	252	266	270	259
In Year Admissions		9	9	9	9	9
	600	594	583	614	624	598
Central Planning Area	YEAR 7 FORECAST					
School	PAN	Sep-20	Sep-21	Sep-22	Sep-23	Sep-24
Grays Convent	124	130	128	134	137	131
Harris Academy Chafford Hundred	180	189	185	195	198	190
The Gateway Academy	215	225	221	233	237	227
The Hathaway Academy	180	185	182	192	195	187
William Edwards	250	261	256	270	274	263
In Year Admissions		15	15	15	16	15
	949	1,005	987	1,039	1,057	1,013
East Planning Area	YEAR 7 FORECAST					
School	PAN	Sep-20	Sep-21	Sep-22	Sep-23	Sep-24
Gable Hall	272	278	273	287	292	280
Hassenbrook Academy	150	123	120	127	129	124
St Clere's	261	275	271	285	290	278
In Year Admissions		10	10	10	11	10
	683	686	674	709	722	692

Red Cells indicate where projected numbers exceed the Published Admission Number (PAN)

The forecast above does not include the two new free schools Orsett Heath Academy and Thames Park Academy. These schools cannot be part of the Local Authorities co-ordination in the first year of opening. They will be included in next year's pupil place plan. Therefore the tables above do not give an accurate forecast as these two schools are due to open in temporary accommodation, initially with a Published Admission Number (PAN) of 120 spaces each starting in Year 7 Sept 2020.

ANNEX 9: SECONDARY FORECAST WHOLE SCHOOL

West Planning Area	WHOLE SCHOOL FORECAST					
School	PAN	Sep-20	Sep-21	Sep-22	Sep-23	Sep-24
Harris Academy Riverside	900	638	828	904	987	999
Ormiston Park Academy	900	689	694	740	737	744
Harris Academy Ockendon	1,200	1,222	1,258	1,300	1,339	1,356
In Year Admissions		38	42	44	46	46
	3,000	2,587	2,822	2,988	3,109	3,145
Central Planning Area	WHOLE SCHOOL FORECAST					
School	PAN	Sep-20	Sep-21	Sep-22	Sep-23	Sep-24
Grays Convent	620	650	655	666	679	660
Harris Academy Chafford Hundred	900	1,001	974	1,005	1,030	1,034
The Gateway Academy	1,075	1,110	1,143	1,178	1,217	1,213
The Hathaway Academy	900	890	912	956	994	1,016
William Edwards	1,250	1,296	1,301	1,325	1,324	1,340
In Year Admissions		74	75	77	79	79
	4,745	5,021	5,060	5,207	5,323	5,342
East Planning Area	WHOLE SCHOOL FORECAST					
School	PAN	Sep-20	Sep-21	Sep-22	Sep-23	Sep-24
Gable Hall	1,360	1,297	1,315	1,348	1,395	1,410
Hassenbrook Academy	750	521	529	578	618	625
St Clere's	1,305	1,391	1,454	1,519	1,450	1,474
In Year Admissions		48	49	52	52	53
	3,415	3,257	3,347	3,497	3,515	3,562

TOTALS	PAN	Sep-20	Sep-21	Sep-22	Sep-23	Sep-24
SECONDARY NUMBERS	11,160	10,705	11,063	11,519	11,770	11,871
In Year Admissions		160	166	173	177	178
	11,160	10,865	11,229	11,692	11,947	12,049

This page is intentionally left blank

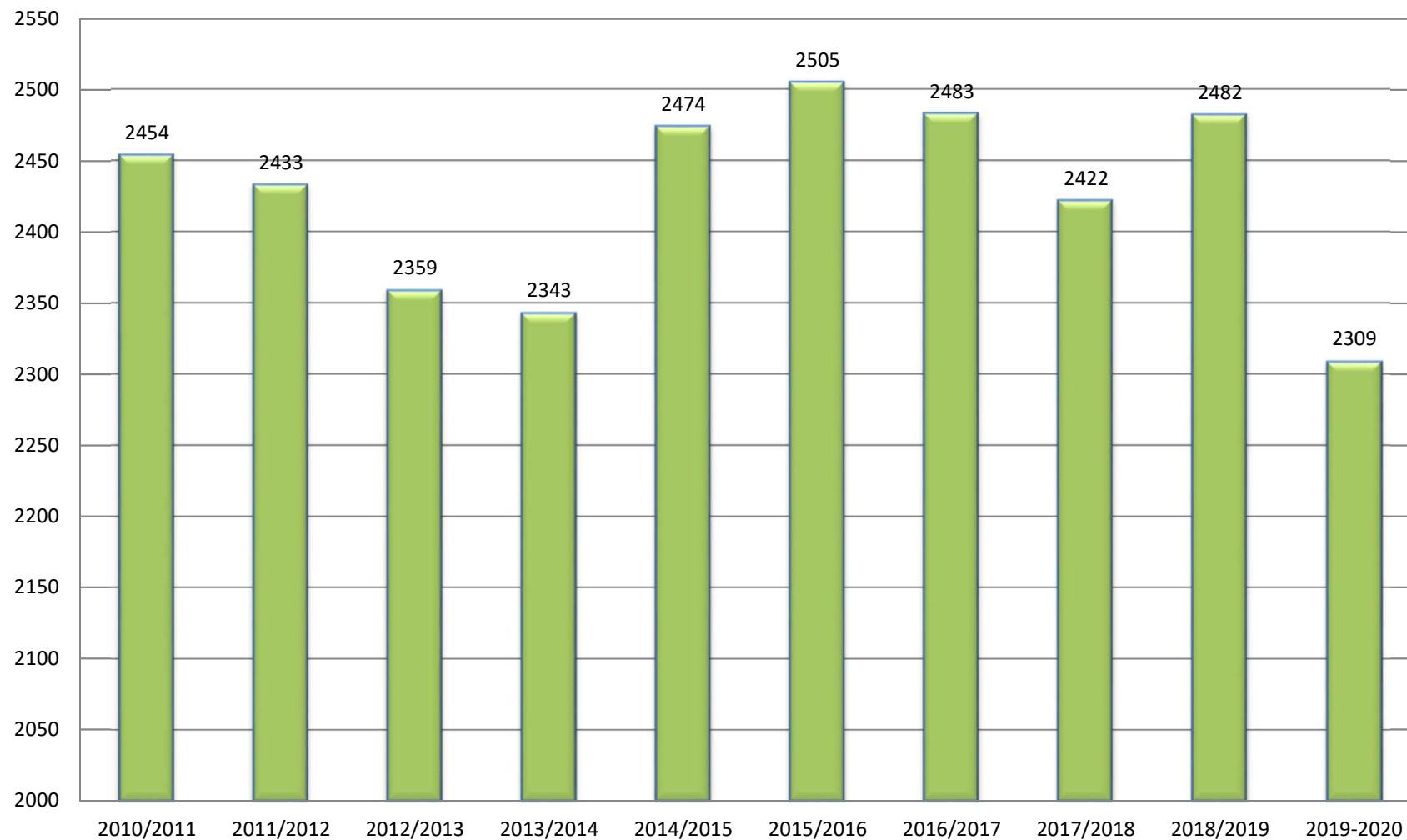
A LOOK BEHIND PUPIL PLACE PLANNING

Sarah Williams
Service Manager,
Education Support
Service

12th November 2020

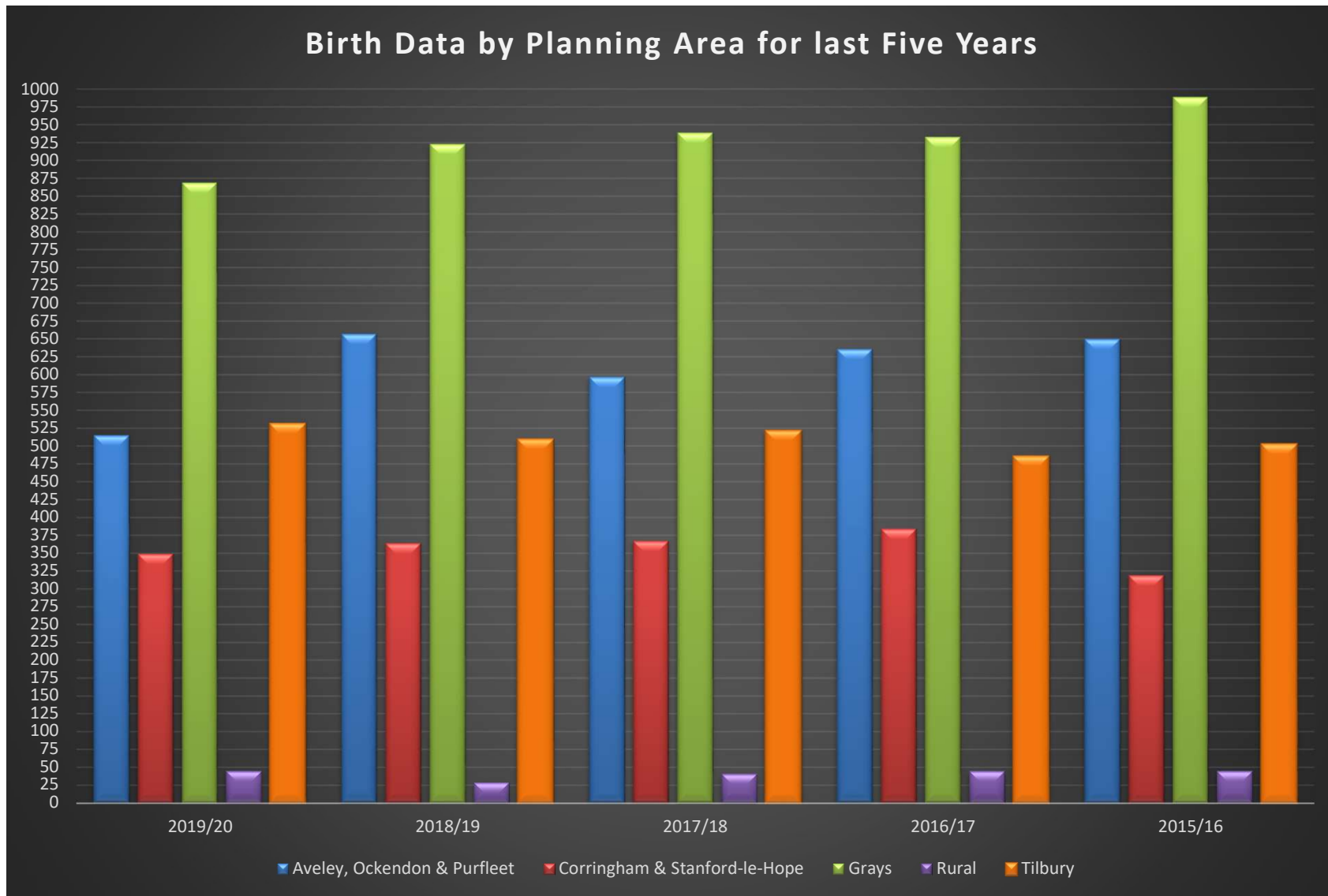


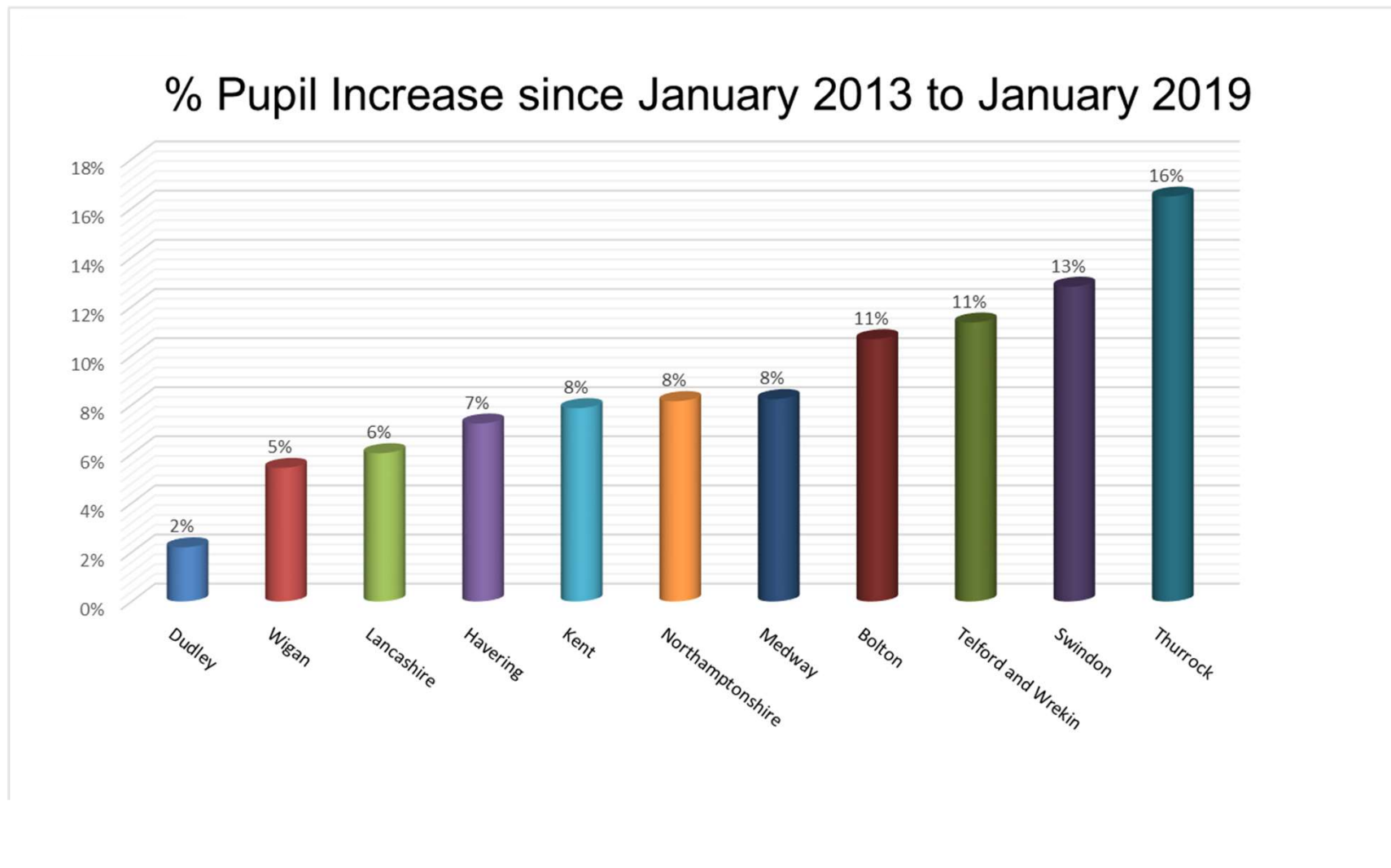
Birth Data over last ten years



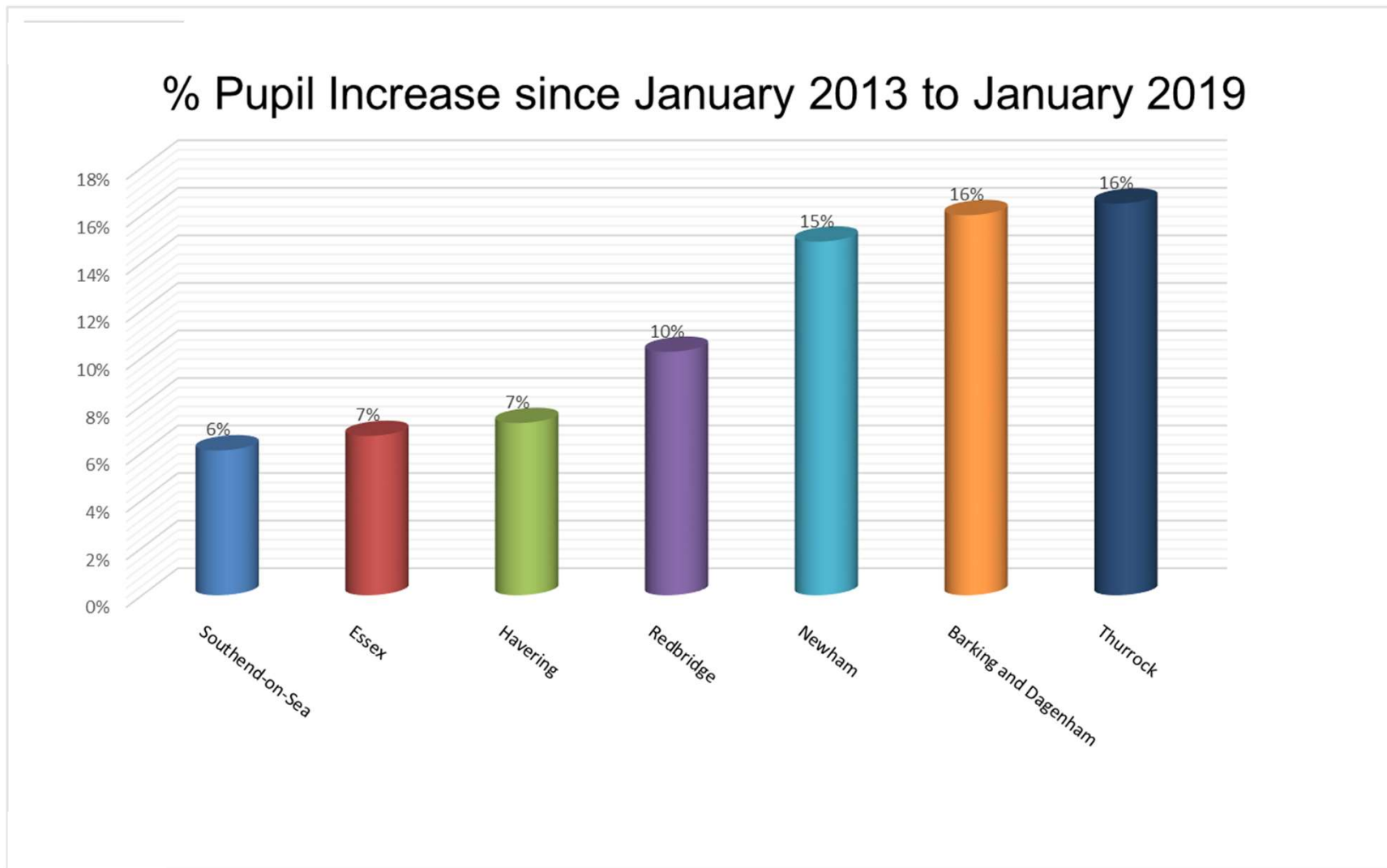
Live Births in Thurrock and Reception take up figures 4 years later

Year of Birth	2004-05	2005-06	2006-07	2007-08	2008-09	2009-10	2010-11	2011-12	2012-13	2013-14	2014-15	2015/2016
Number of live births in the authority	2,152	2,024	2,241	2,261	2,367	2,330	2,454	2,433	2,343	2,343	2,474	2,505
Year entering school at 4+	2009-10	2010-11	2011-12	2012-13	2013-14	2014-15	2015-16	2016-17	2017-18	2018-19	2019-20	2020-2021 as at 141020
Number of children admitted into reception	1,844	1,884	2,237	2,263	2,321	2,277	2,430	2,463	2,407	2,390	2,461	2,547
Historical uptake factor	85.69%	93.08%	99.82%	100.09%	98.06%	97.73%	99.02%	101.23%	102.73%	102.01%	99.47%	101.68%





Statistical Neighbours



Geographical Neighbours

Summary of PPP 2020-24

School	PAN	Sep-20	Sep-21	Sep-22	Sep-23	Sep-24
PRIMARY NUMBERS	17,724	17,488	17,768	17,868	17,967	18,161
In Year Admissions		263	266	269	269	272
	17,724	17,751	18,034	18,137	18,236	18,433

TOTALS	PAN	Sep-20	Sep-21	Sep-22	Sep-23	Sep-24
SECONDARY NUMBERS	11,160	10,705	11,063	11,519	11,770	11,871
In Year Admissions		160	166	173	177	178
	11,160	10,865	11,229	11,692	11,947	12,049

PAN below include Orsett Heath Academy and Thames Park opening at 120 in September 2020.

TOTALS	PAN
SECONDARY NUMBERS	12,360
In Year Admissions	
	12,360

This page is intentionally left blank

12 November 2020	ITEM: 5
Extraordinary Children’s Services Overview and Scrutiny Committee	
School Capital Programme Update 2020/21	
Wards and communities affected: All	Key Decision: N/A
Report of: Sarah Williams, Service Manager, Education Support Service, Children’s Services	
Accountable Assistant Director: Michele Lucas, Education & Skills, Children’s Services	
Accountable Director: Sheila Murphy, Corporate Director of Children’s Services	
This report is Public	

Executive Summary

The council’s school capital programme is developed following extensive pupil place planning to assess likely demand. The new programme aims to deliver sufficient pupil places for 2020 and 2021 academic years.

The new Pupil Place Plan 2020-2024 has now been published. The pupil place plan identifies sufficiency concerns in primary schools in the Tilbury planning area, Stanford and Corringham planning area and Aveley, Ockendon and Purfleet Planning areas.

This report seeks feedback from O&S before submitting to cabinet for approval to progress the school capital programme 20/21. The report seeks the views from O&S to build capacity in the planning areas where there is a current and forecasted need to provide additional primary school places.

This report additionally provides an update highlighting projects managed by Thurrock Council which form part of the current school capital programme emphasising the considerable and continued progress that has been achieved since the last report to Cabinet in March 2019.

This report also provides an update of the provision of temporary accommodation to ensure sufficient pupil places were available for September 2020.

1. Recommendation(s)

- 1.1 **That O&S support the recommendation to Cabinet that a provisional School Capital Programme budget of £8 million as set out in this report be approved.**
- 1.2 **That O&S support the recommendation to Cabinet to approve the commencement of the procurement process in accordance with Council & EU procurement procedures to appoint Architect led multi discipline designers and Project Teams, for the next School Capital Programme and appoint the Principal Contractors to take forward the proposed schemes.**

2. Introduction and Background

- 2.1 The local authority has a statutory responsibility to ensure that suitable and sufficient places are available in Thurrock for every child of school age whose parents wish them to have one.
- 2.2 The 2019/20 school capital programme has, despite the unique and challenging conditions progressed well and incorporated innovative partnership working, as well as utilising both traditional as well as modern methods of construction to deliver the identified additional pupil places required.
- 2.3 The provision of additional accommodation to meet the predicted increase in pupil numbers has generated positive feedback from schools, particularly in relation to the impact on learning through improvements to the built environment.
- 2.4 The demand for pupil places has increased significantly, over the last few months we have seen a large increase in 'in year' admissions from families moving into the Authority. Between September 2019 and August 2020 we received school applications and offered schools places for 190 children that moved into Thurrock from outside of the UK, and 1063 that moved to Thurrock from elsewhere within the UK. In order to deal with demand for this September we have created bulge reception classes of 30 children in our primary schools in both the Grays planning area and the Ockendon planning area. We are still seeing pressure in the some planning areas and will need to create additional school places following further in-year primary school applications.
- 2.5 Despite the relatively recent expansion of Graham James Primary School in 2015 which created an additional 210 places within the Corringham area of the borough, as well as 52 additional nursery places, following the annual review of forecasts for pupil places and the large increase being experienced with regards in-year admissions there is now educational need for further primary school and nursery places in the Corringham area.
- 2.6 At the time of writing, a feasibility study has commenced at Abbots Hall Primary School to identify the scope of works required in order to return the

school to a 2 form entry school, with a view to addressing the predicted shortage of places from September 2022 onwards in the planning area.

- 2.7 Following completion of this scoping and feasibility study, the proposal upon Abbots Hall Primary will be to refurbish and possibly remodel some of the areas of the existing building to ensure it is fit for purpose and meeting Department for Education building guidelines, as well as repurpose the nursery area in order to provide 6 classrooms, and new nursery. The school is in the process of submitting a Condition Improvement Fund (CIF) bid in order to relocate the nursery to an alternative location within the school. The nursery that is already onsite is operating within the school building. An estimated budget of £2M is required to cover both an architect led multi-disciplinary design team responsible for providing specialist services needed to oversee the detailed and technical design for the expansion project, and a Principal Building Contractor for its construction phase.
- 2.8 In addition to the works at Abbots Hall a further budget of £6m is required to provide additional school places in the Tilbury Planning area and the Aveley, Ockendon and Purfleet planning area to meet existing and future demand. Options for additional provision is in the process of being identified.
- 2.9 JCT consultancy agreements and JCT Building contracts competitively procured and evaluated on both quality and price will provide opportunities for improving quality and value for money. It will give the Council the flexibility to award individual elements of construction projects on an individual basis without any guarantee of future work. This approach will result in a greater level of control being retained within the authority, and will not tie the council into any single provider.
- 2.10 In advance of these procurements, small value individual contracts are being utilised for the carrying out of topographical surveys, transport assessments, and environmental impact assessments.
- 2.11 *Update on the current school capital programme*

The 2019/19 & 2019/2020 school capital programme consisted of 6 No. projects in Thurrock primary schools. This extensive programme is now reaching its conclusion, with only works at Corringham Primary (new nursery and early years wrap around provision), St Clere's Secondary School (10 classroom expansion in addition to a 4 court sports hall), and Benyon Primary School (1FE 6 classroom expansion scheme) in progress at the time of writing this report, all of which are due to complete before the end of this calendar year.

- 2.12 *Update on temporary accommodation*

Works to convert the former Thurrock Learning Campus building into a temporary secondary school on behalf of Thames Park were fast tracked with all works being undertaken during the period of National lockdown.

Internally, the extensive remodelling was completed by early August 2020, with the external groundworks to provide an outdoor recreation space and sports ball court completed early September 2020. This building is anticipated to remain in use by Thames Park Academy for approximately two years while the permanent building is under construction.

- 2.13 Temporary accommodation was also completed at Orsett Heath Academy and opened to new pupils in September. The pupil will remain in this building for approximately two years whilst the permanent building is constructed.
- 2.14 In order to meet demand for places, from September 2019 Treetops school has had a double demountable classroom placed upon its site. This demountable is expected to remain for a further year while the new free school is under construction.

3. Issues Options and Analysis of Options

- 3.1 If the local authority does not undertake the school expansions and builds, the local authority will not be able to fulfil its statutory responsibility to ensure that there are sufficient places available in Thurrock for every child of school age.
- 3.2 The contract, due to its potential value over the threshold.

4. Reasons for Recommendation

- 4.1 Funding to the value of £8 Million as outlined in this report is requested in order to take forward the expansion programme and deliver required pupil places from September 2021 and meet the council's statutory duty.

5. Consultation (including Overview and Scrutiny, if applicable)

- 5.1. This report is to be considered by the Children's Overview and Scrutiny Committee.
- 5.2. The principle has been agreed with schools and any detailed build content will be agreed with the relevant schools. Consultation will continue with each school and key stakeholder, as each scheme and schedule of works evolves within the programme.

6. Impact on corporate policies, priorities, performance and community impact

- 6.1 If the local authority does not undertake the school expansions and builds, the local authority will not be able to fulfil its statutory responsibility to ensure that there are sufficient places available in Thurrock for every child of school age.
- 6.2 The award of these JCT Construction and design contracts will enable the Council to continue to meet its statutory duty under the Education Act 2006.

6.3 The issues in this paper support the council's vision to be an ambitious and collaborative community which is proud of its heritage and excited by its diverse opportunities and future. It also supports the prosperity priority - a borough which enables everyone to achieve their aspirations.

7. Implications

7.1 Financial

Implications verified by: **Mark Terry**
Senior Financial Accountant

Additional accommodation required to meet the statutory requirement to provide places for the increasing pupil numbers will be funded from a combination of the DfE capital basic needs grant, Section 106 monies held for Education provision. Once in-depth feasibility studies have been completed, funding requirements will be quantified and confirmed.

There is sufficient funds available within the basic need grant.

7.2 Legal

Implications verified by: **Lucinda Bell,**
Education Lawyer

This report does not require a decision to be made. It requests that Sections 13 and 14 of the Education Act 1996 impose duties on the Council to promote high standards of and fair access to education, to secure sufficient schools in its area and to consider the need to secure provision for children with SEN.

Any procurement of building contracts using the JCT form of contract must comply with the provisions of the Public Contract Regulation 2015 including the Council's Contract procedure rules. Legal Services is on hand to advice on any specific issue relating to these Works procurement as and when required.

7.3 Diversity and Equality

Implications verified by: **Rebecca Lee**
Team Manager Community

Whilst there are no direct diversity and equality implications, the provision of these services will help to tackle inequality and social exclusion. The procurement process will follow responsibilities as set out within The Equality Act 2010 and Public Sector Equality Duty, with due regard to advancing

equality of opportunity between persons who share a relevant protected characteristic and persons who do not share it.

The procurement approach set out in this report will enable the Council to continue to meet its statutory duty under the Education Act 2006, to ensure that suitable and sufficient places are available in Thurrock for every child of school age whose parents wish them to have one, whilst ensuring value for money.

8. Background papers used in preparing this report:

- Cabinet report - School Capital Programme Update 2019/20

9. Appendices to this report:

- Pupil Place Plan 2022 – 2024

Report Author Contact Details:

Sarah Williams

Service Manager, Education Support Service

PUPIL PLACE PLAN 2020-2024



Table of Contents

INTRODUCTION	2
PUPIL PLACE PLANNING (PPP).....	3
CONTEXT	4
SCHOOLS AND PLANNING AREAS	6
PRIMARY FORECASTS	9
SECONDARY FORECASTS	21
COUNCIL WIDE ISSUES	28
ANNEX 1: PUPIL PLACE FORECASTING METHODOLOGY	29
ANNEX 2: SPECIAL EDUCATIONAL NEEDS AND DISABILITY (SEND)	32
ANNEX 3: PROVISION FOR PUPILS OUT OF SCHOOL.....	34
ANNEX 4: POST 16 PROVISION.....	35
ANNEX 5: MAP PRIMARY PHASE PLANNING AREAS.....	37
ANNEX 6: MAP SECONDARY PHASE PLANNING AREAS	38
ANNEX 7: PRIMARY FORECAST RECEPTION.....	39
ANNEX 8: PRIMARY FORECAST WHOLE SCHOOL	41
ANNEX 9: SECONDARY FORECAST YEAR 7	43
ANNEX 9: SECONDARY FORECAST WHOLE SCHOOL.....	44

**For the purpose of this document, data has been extracted from the
Autumn 2019 Census**

INTRODUCTION

Thurrock has some very exciting regeneration programmes and we are committed to ensuring that we have high quality educational opportunities for our children and young people.

Our Pupil Place Planning (PPP) document has been widely used by stakeholders such as developers, and educational providers. The forecasts contained in this document are also used to inform the schools' capital programme and to date we have delivered a range of high quality projects that contributes to ensuring the delivery of good educational outcomes for the children and young people of Thurrock.

Two new Secondary Free Schools are opening in September 2020 in temporary sites with an initial Published Admissions Number of 120 pupils per school. This will affect the Secondary Year 7 forecast published in this booklet but will not be included in these figures until next year as this booklet is based on the Autumn 2019 census.

A new special free school, Treetops 2 will be delivered in Thurrock, and is due to open in September 2022.

There are plans for a new 2-form entry primary free school, located in Aveley planned to be delivered in the near future.

This data has allowed us to review trend data on pupil numbers which helps with future forecasting, we currently have 17,196 Primary Pupils and 10,173 Secondary Pupils. Thurrock continues to be a place of choice for families wishing to move into the area and this can be seen from the numbers of children and young people requiring a school place.

Thurrock has strong working relationships with our schools and academies and this allows us to work in partnership with them when identifying locations where we can build in additional capacity for additional places. The Council is committed to ensuring that we have clear processes in the decision making around meeting local demand for school places.

We hope that this document continues to be of interest to all stakeholders and that the content is both useful and clear.

Name: Michele Lucas.

Title: Assistant Director Education & Skills

June 2020.

PUPIL PLACE PLANNING (PPP)

Over the last 7 years we have continued to see an increase in the primary population. The 2015/16 birth data is still the highest Thurrock has had at 2,505 with the two years either side of that just fractionally below the 2,500 and the current Year 3 is the highest cohort we have had at 2,545. The last three years average of birth data is 2,470). After reaching a peak of 2,505 births in 2015/16 we are now seeing a slight decline. Our primary cohort average is now 2,456 per year group, 2 new Secondary Free Schools should ease the pressure on secondary places as the primary cohort moves through. Thurrock is also getting a new Special Free School. The PPP document covers education for children in the age range of 4 – 16. Post 16 provision information is contained in Annex 4.

Special Educational Needs and Disability (SEND) educational provision and Early Years and Childcare provision are undertaken by other specialist areas within Thurrock Council and are not covered in this document.

Thurrock Council has a statutory responsibility to provide a school place for every child of school age who live in Thurrock. PPP is very complicated to predict with many factors dictating the outcome. Planning for school places begins with the acquisition of birth data which identifies the number of children that are born and the post code they live in and it is assumed that 4 years later they will enter the school system in a local school. There are a number of factors that are forever changing and need to be considered. In-year admissions, where children come into Thurrock mid-year (outside the normal admission rounds) are very difficult to foresee and project. Numbers of children that have moved into Thurrock from elsewhere in the country and those that have moved in from other countries can be seen in Annex 1.

Thurrock's forecasting for school places to date has been robust and accurate. The difficulty with forecasting is that although forecasts are accurate we are not able to identify how old the children will be that move into Thurrock and to what year group they will be applying for. This takes close monitoring and we need to be in a position at times to take swift action in opening up classes within certain year groups. Every effort is made to seek and offer a school place within reasonable travelling distance from the pupil's home.

Thurrock calculates the pupil yield from housing developments and then adds this to the projected pupil numbers. Thurrock currently does not project any child yield from a one bedroomed flat but the current economic climate suggest that this is now not so. Families moving in with other families make projecting pupil numbers now more difficult to predict the demand at local school level.

We are committed to ensuring that parental choice and an environment built on strong partnership foundations provides healthy competition across both primary, secondary and post 16 provision.

CONTEXT

Under the banner **People, Place, Prosperity**, Thurrock Council is creating a place where people and businesses want to stay and thrive and developers and investors want to invest.

Investment in infrastructure for the benefit of residents and local businesses is key. Good roads, health services, schools and leisure facilities are all required to enable people to work and play, live and stay in the borough.

Situated on the north side of the River Thames bordering Essex, Kent and East London, Thurrock is an area of great contrast and unique opportunities and is a crucial strategic player in the South East Local Enterprise Partnership, South Essex 2050 partnership and the Thames Estuary plans.

Thurrock has a well-balanced mix of beauty and business with £20 billion investment planned for homes, jobs and infrastructure, including £6 billion being invested in private sector jobs.

Rural villages and market towns are set into the 70% of the borough which is green belt. Nature reserves, heritage locations and sites of special scientific interest abound.

Three international ports punctuate 18 miles of riverfront with cranes and gigantic container ships, while industrial parks line the A13, all within driving distance of the major London airports. Indeed, Thurrock is probably more important strategically to London than the London boroughs themselves as through our ports the capital is fed, fuelled and clothed.

There has been a lot of talk about plans in the past but there is now a step-change to actual delivery – some master plans are agreed, with contractors on-site and work is beginning.

Thurrock has a growing population – predicted to rise by approximately 10% every decade. The ethnic profile of Thurrock has become increasingly diverse over the last decade. Both the age and ethnic profiles change significantly between the 20 wards.

Together with partners, Thurrock Council is investing more than £70 million to create over 350 new school places across the borough in the coming years.

We are working towards a future where every resident has a job – 24,500 new jobs are planned over 20 years - with better educated children and skilled residents who can access local and national employment opportunities.

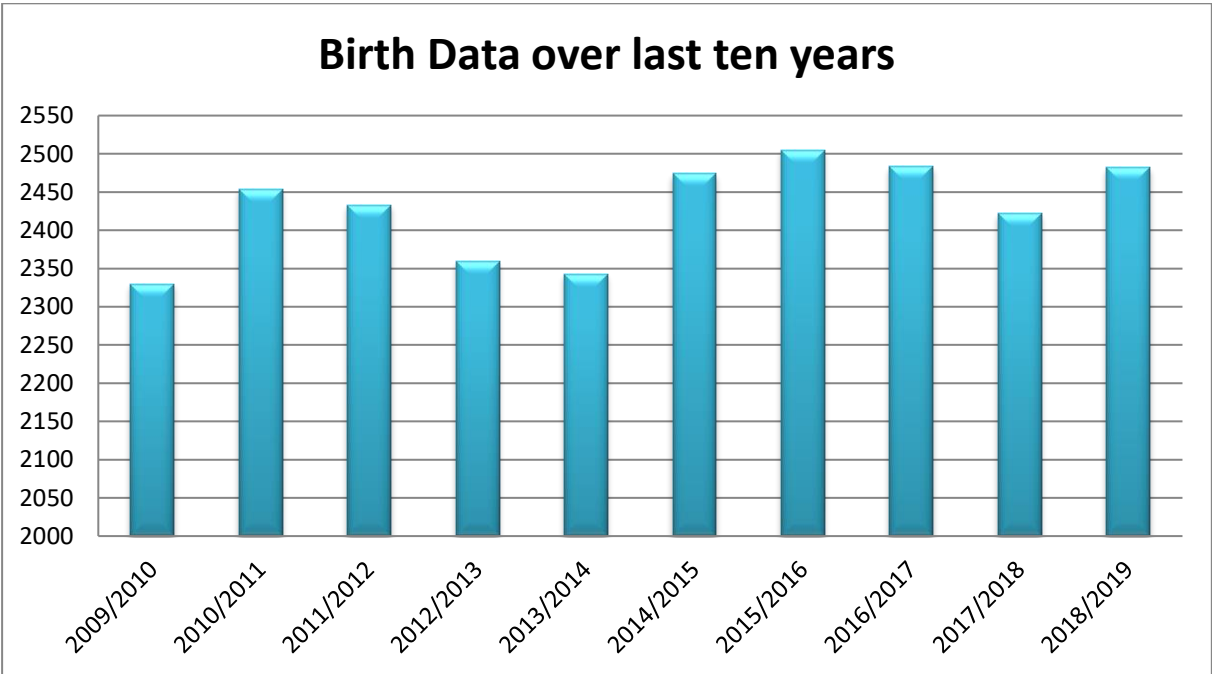
There are plans for four Integrated Medical Centres in the borough. This is just one of a series of game-changing initiatives being delivered with our health partners.

Thurrock is a place with a rich cultural heritage, which is often overlooked. With our cultural partners we are developing plans to enable all Thurrock residents to enjoy and benefit from high quality arts and heritage activity, creating a strong pride in place, better well-being and economic prosperity.

The table below demonstrates the conversion of live births in Thurrock to the actual take up of school places. This is showing a slight increase in reception numbers. This data enables Thurrock to project the place requirements for future years using the birth data available.

Year of Birth	2007-08	2008-09	2009-10	2010-11	2011-12	2012-13	2013/14	2014/15
Number of live births in the authority	2,261	2,367	2,330	2,454	2,433	2,359	2,343	2,474
Year entering school at 4+	2012-13	2013-14	2014-15	2015-16	2016-17	2017-18	2018-19	2019-20
Number of children admitted into reception	2,263	2,321	2,277	2,430	2,463	2,407	2,390	2,461
Historical uptake factor	100.09%	98.06%	97.73%	99.02%	101.23%	102.03%	102.01%	99.47%

The graph below highlights that Thurrock’s live births after reaching a peak of 2,505 in 2015/16 are now seeing a slight decrease.



SCHOOLS AND PLANNING AREAS

Schools

There are currently 39 Primary schools, 11 Secondary schools and 2 Special Schools in Thurrock.

	Academies	Community Schools	Voluntary Aided Schools	Voluntary Controlled	Foundation	Free School
Primary Schools	35	2	0	0	0	2
Secondary Schools	10	0	1	0	0	0
Special Schools	2	0	0	0	0	0

Full details of the schools and the oversubscription criteria applied to each one is available within the Council’s School Admissions Primary and Secondary Booklets which can be found at <https://www.thurrock.gov.uk/school-admissions>. These booklets contain information on how to make an application for a school place.

Each Academy, Free School and Voluntary Aided-School is its own Admissions Authority. The Council is the Admissions Authority for Community Schools and Voluntary Controlled Schools. In respect of Voluntary Aided Schools the governing body of the school determines admission arrangements. For Academies and Free Schools, the relevant Academy Trust is the Admission Authority. Each individual Admissions Authority applies its own oversubscription criteria to applications and determines which applicants to offer places to.

Applications for Thurrock Schools are made via the co-ordinated admissions process which is administered by the Council.

PUPIL PLACE PLANNING AREAS

Thurrock Council has 8 schools planning areas, 5 for Primary and 3 for Secondary.

The Primary planning areas are detailed in the table below:-

Primary Planning Areas

<p style="text-align: center;">Aveley, Ockendon and Purfleet</p> <ul style="list-style-type: none"> • Aveley Primary • Benyon Primary • Bonnygate Primary • Dilkes Academy • Holy Cross Catholic Primary • Kenningtons Primary Academy • Purfleet Primary Academy • Shaw Primary Academy • Somers Heath Primary 	<p style="text-align: center;">Grays</p> <ul style="list-style-type: none"> • Belmont Castle Academy • Deneholm Primary • Harris Primary Academy Chafford Hundred • Harris Primary Academy Mayflower • Little Thurrock Primary • Quarry Hill Academy • St Thomas of Canterbury Catholic Primary • Stifford Clays Primary • Thameside Primary • Tudor Court Primary • Warren Primary • West Thurrock Academy
<p style="text-align: center;">Tilbury</p> <ul style="list-style-type: none"> • Chadwell St Mary Primary • East Tilbury Primary & Nursery • The Gateway Primary Free • Herringham Primary Academy • Lansdowne Primary Academy • St Mary’s Catholic Primary • Tilbury Pioneer Academy • Woodside Academy 	<p style="text-align: center;">Corringham and Stanford-Le-Hope</p> <ul style="list-style-type: none"> • Abbots Hall Primary Academy • Arthur Bugler Primary • ORTU Corringham Primary • Giffards Primary • Graham James Primary Academy • St Joseph’s Catholic Primary • Stanford-le-Hope Primary
<p style="text-align: center;">Rural areas</p> <ul style="list-style-type: none"> • Bulphan C of E Academy • Horndon on the Hill C of E Primary • Orsett C of E Primary Academy 	

The planning areas for the Primary phase are shown on the map in Annex 5. The Primary reception forecast summary is shown in Annex 7.

The Primary phase forecast whole school summary is shown in Annex 8.

The Secondary planning areas are detailed in the table below:-

Secondary Planning Areas

West	Central
<ul style="list-style-type: none"> • Harris Academy Ockendon • Ormiston Park Academy • Harris Academy Riverside 	<ul style="list-style-type: none"> • The Gateway Academy • Grays Convent High School • The Hathaway Academy • Harris Academy Chafford Hundred • William Edwards School
East	
<ul style="list-style-type: none"> • ORTU Gable Hall • ORTU Hassenbrook Academy • St Clere’s School 	

The planning areas for the Secondary phase are shown on the map in Annex 6.

The Secondary Year 7 summary forecast is shown in Annex 9.

The Secondary phase whole school summary forecast is shown in Annex 10.

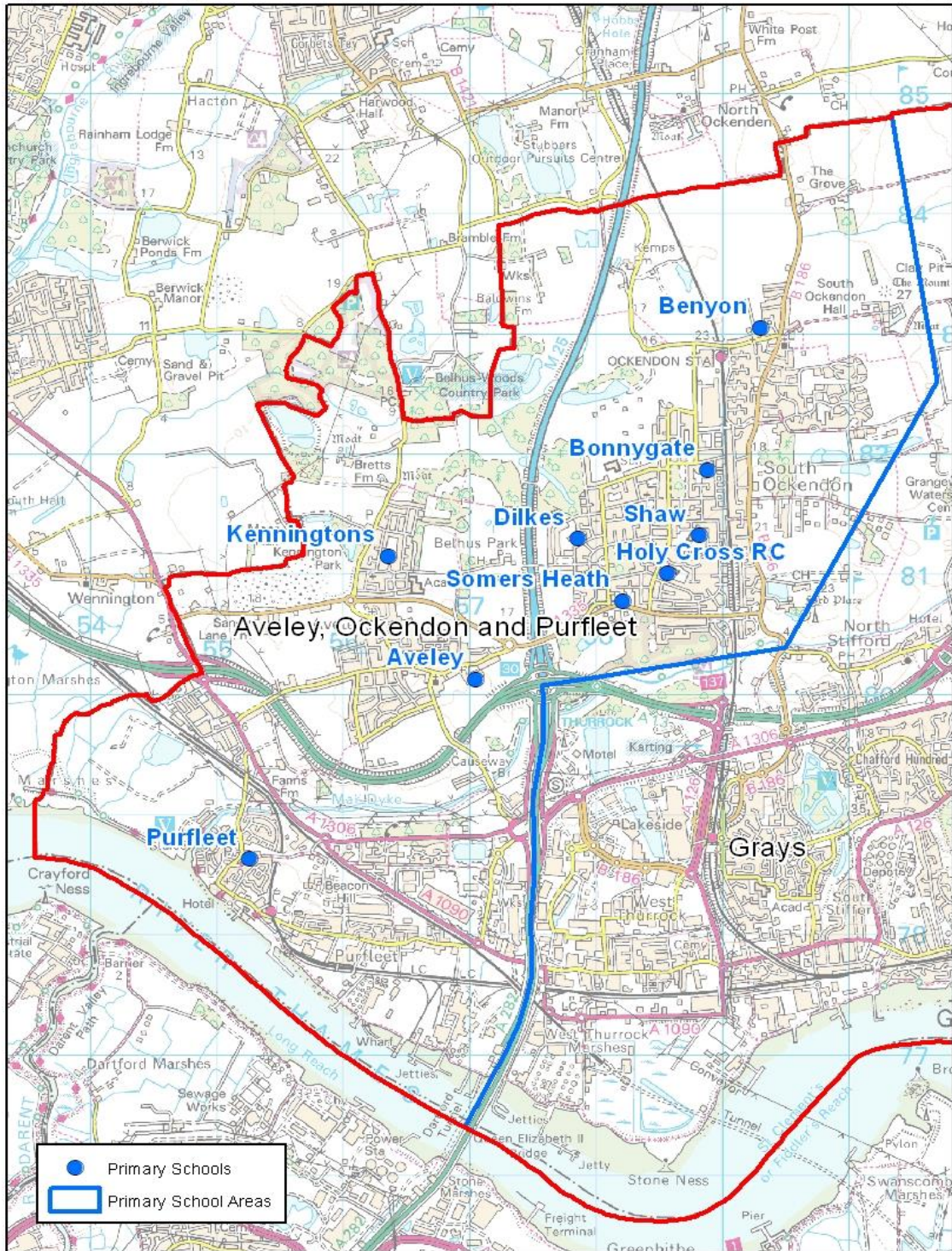
PRIMARY FORECASTS

Pupil place projections for each of the planning areas are set out in the following pages.

Reception intake September 2019 was the first year of our highest birth rate, therefore it is predicted that the next three years will show an increase in a reception intake and subsequent year groups.

The whole school projections for each primary school planning area have been calculated using birth data which in recent years was showing an increase five years later when pupils reach school age. These are projected to calculate reception numbers along with the actual number of children on roll in the schools in the October 2019 census, adding the pupil yield from housing developments and then adding an additional element of places to cater for in-year admissions. This degree of additional places is required to enable schools to absorb the number of pupils we anticipate will arrive in Thurrock from elsewhere in the UK and abroad in the September 2020/21 academic year and beyond. The impact of inward migration will be closely monitored and forecasts adjusted accordingly.

Full details of the methodology used to determine the pupil place forecasts for the primary phase are set out in Annex 1.



© Crown copyright and database rights 2015 Ordnance Survey 100025457

Scale 1:55,000

Aveley, Ockendon & Purfleet

Aveley, Ockendon & Purfleet		RECEPTION FORECAST				
School	PAN	Sep-20	Sep-21	Sep-22	Sep-23	Sep-24
Aveley	60	64	64	69	74	69
Benyon	60	24	27	28	47	33
Bonnygate	60	63	64	66	62	64
Dilkes	60	58	54	65	45	55
Holy Cross	30	30	30	30	30	30
Kenningtons	60	73	95	72	111	90
Purfleet	90	90	75	57	71	72
Shaw	60	69	58	44	55	54
Somers Heath	60	62	62	73	60	65
In Year Admissions		8	8	8	8	8
	540	541	537	512	563	540

Aveley, Ockendon & Purfleet		WHOLE SCHOOL FORECAST				
School	PAN	Sep-20	Sep-21	Sep-22	Sep-23	Sep-24
Aveley	420	459	479	481	477	488
Benyon	420	246	257	261	285	282
Bonnygate	420	438	456	468	478	486
Dilkes	420	419	413	416	401	398
Holy Cross	210	209	209	209	210	210
Kenningtons	420	441	461	459	519	549
Purfleet	630	579	585	571	596	607
Shaw	420	421	419	403	400	398
Somers Heath	420	389	421	436	436	441
In Year Admissions		54	55	56	57	58
	3,780	3,654	3,753	3,759	3,857	3,915

Red Cells indicate where projected numbers exceed the Published Admission Number (PAN)

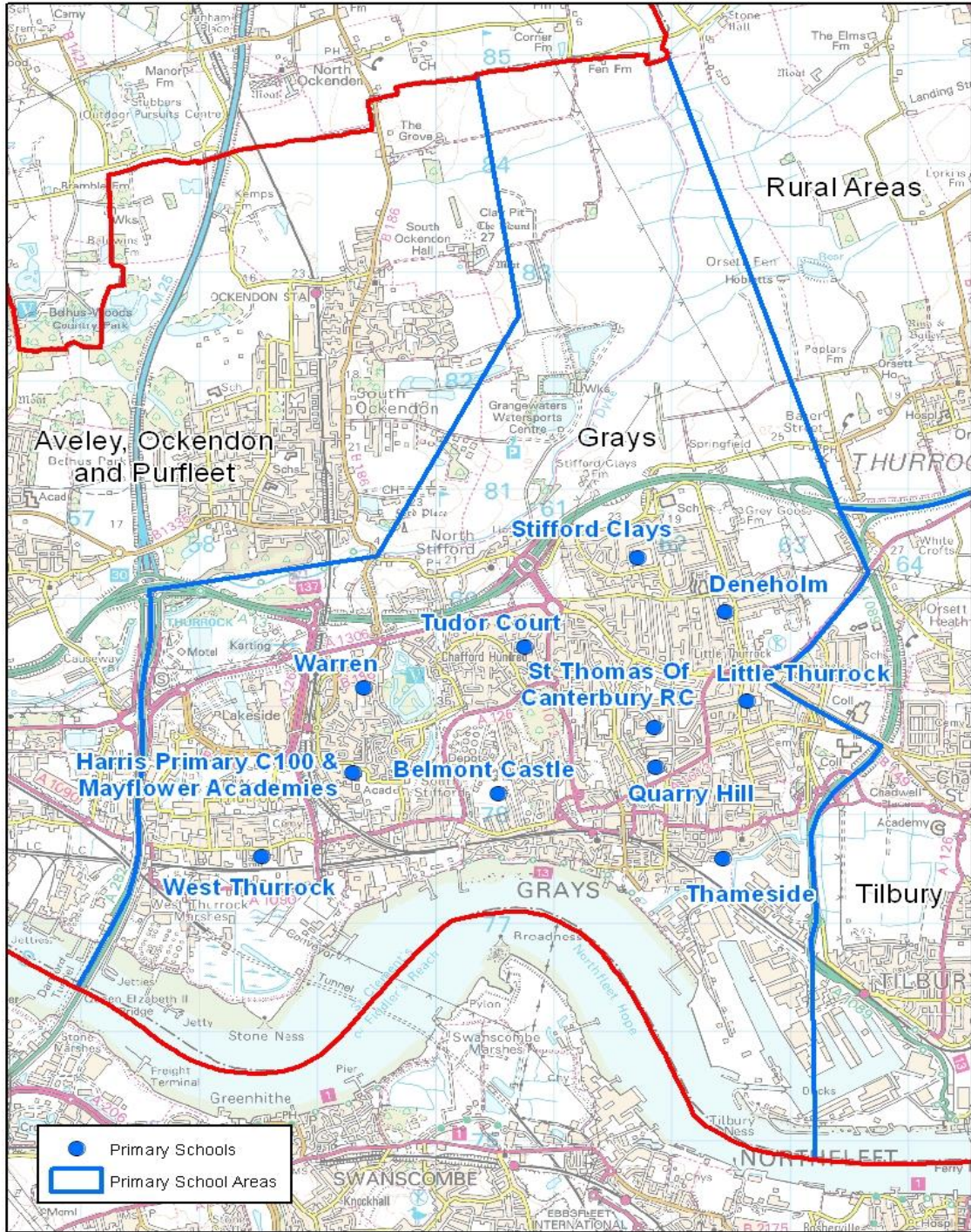
Benyon Primary has increased to a two form entry.

The following schools have increased their class base by adding the following bulge classes to the year groups as detailed below:

Aveley Primary Year 3 and Year 4, Benyon Primary Reception and Year 2, Kenningtons Primary Academy Year 4 and Year 5.

Please note that the bulge classes are not included in the Published Admission Number (PAN).

The above forecasts include the child yield exceeding 20 pupils from the following developments at: Aveley Football Ground, Mill Road, Former Ford Factory Arisdale Avenue, Aveley village extension south of B1335 and the Purfleet Centre.



© Crown copyright and database rights 2015 Ordnance Survey 100025457

Scale 1:60,000

Grays

Grays		RECEPTION FORECAST				
School	PAN	Sep-20	Sep-21	Sep-22	Sep-23	Sep-24
Belmont Castle	90	95	90	83	83	87
Deneholm	60	37	54	58	56	54
Harris Chafford Hundred	90	74	89	69	66	75
Harris Mayflower	150	111	130	103	102	112
Little Thurrock	90	90	98	121	83	99
Quarry Hill	60	61	60	73	73	68
St Thomas'	90	83	83	83	83	83
Stifford Clays	90	103	71	66	84	77
Thameside	120	116	96	102	95	100
Tudor Court	90	98	87	80	89	87
Warren	60	56	37	35	47	42
West Thurrock	60	58	59	54	52	55
In Year Admissions		15	14	14	14	14
	1050	997	968	941	927	953

Grays		WHOLE SCHOOL FORECAST				
School	PAN	Sep-20	Sep-21	Sep-22	Sep-23	Sep-24
Belmont Castle	630	659	681	696	709	720
Deneholm	420	386	384	382	380	377
Harris Chafford Hundred	630	603	603	584	560	548
Harris Mayflower	1,050	823	863	876	836	828
Little Thurrock	630	618	627	660	655	669
Quarry Hill	420	413	417	436	458	469
St Thomas'	630	605	599	592	586	579
Stifford Clays	630	617	600	576	570	560
Thameside	840	772	785	779	763	760
Tudor Court	630	777	751	712	688	659
Warren	420	416	394	380	381	390
West Thurrock	420	415	434	448	468	484
In Year Admissions		107	107	107	106	106
	7,350	7,211	7,245	7,228	7,160	7,149

Red Cells indicate where projected numbers exceed the Published Admission Number (PAN)

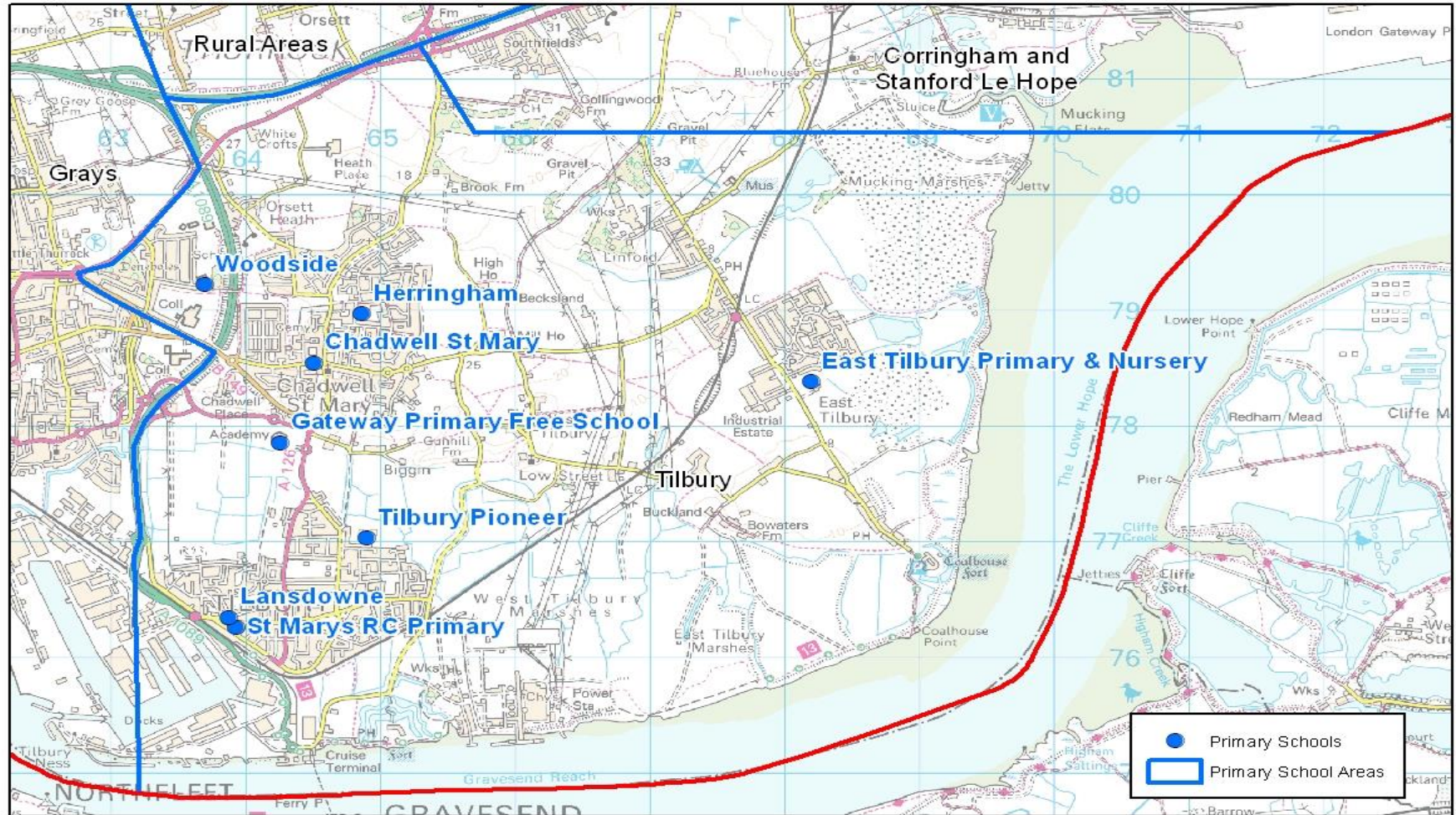
Tudor Court have reduced their intake to a three form entry.

The following schools have increased their class base by adding the following bulge classes to the year groups as detailed below:

Belmont Castle Year 5, Quarry Hill Academy Year 6, Stifford Clays Primary Year 6, and West Thurrock Year 6.

Please note that the bulge classes are not included in the Published Admission Number (PAN).

The above forecasts include the child yield exceeding 20 pupils from the following developments at: William Ball Site Gumley Road, Grays Gas Holder site London Road, Land South of West Thurrock Way and proposed developments land north of Rosebery Road, Castle Road and Belmont Road, Arena Essex and Land Part of Little Thurrock Marshes, Thurrock Park Way



© Crown copyright and database rights 2015 Ordnance Survey 100026457

Scale 1:55,000

Tilbury

Tilbury		RECEPTION FORECAST				
School	PAN	Sep-20	Sep-21	Sep-22	Sep-23	Sep-24
Chadwell St Mary	30	37	28	30	25	29
East Tilbury	90	100	106	139	142	125
Gateway	60	69	48	59	55	56
Herringham	60	46	57	54	60	56
Lansdowne	90	81	77	73	72	75
St Mary's	30	30	30	30	30	30
Tilbury Pioneer	60	79	62	80	64	70
Woodside	90	115	112	100	116	110
In Year Admissions		8	8	8	8	8
	510	565	528	573	572	559

Tilbury		WHOLE SCHOOL FORECAST				
School	PAN	Sep-20	Sep-21	Sep-22	Sep-23	Sep-24
Chadwell St Mary	210	216	214	215	209	208
East Tilbury	630	684	714	765	800	837
Gateway	420	415	412	413	408	406
Herringham	420	401	410	416	440	458
Lansdowne	630	617	611	598	585	572
St Mary's	210	211	211	211	211	210
Tilbury Pioneer	420	460	475	497	475	479
Woodside	630	689	726	737	763	783
In Year Admissions		55	57	58	58	59
	3,570	3,747	3,829	3,909	3,948	4,011

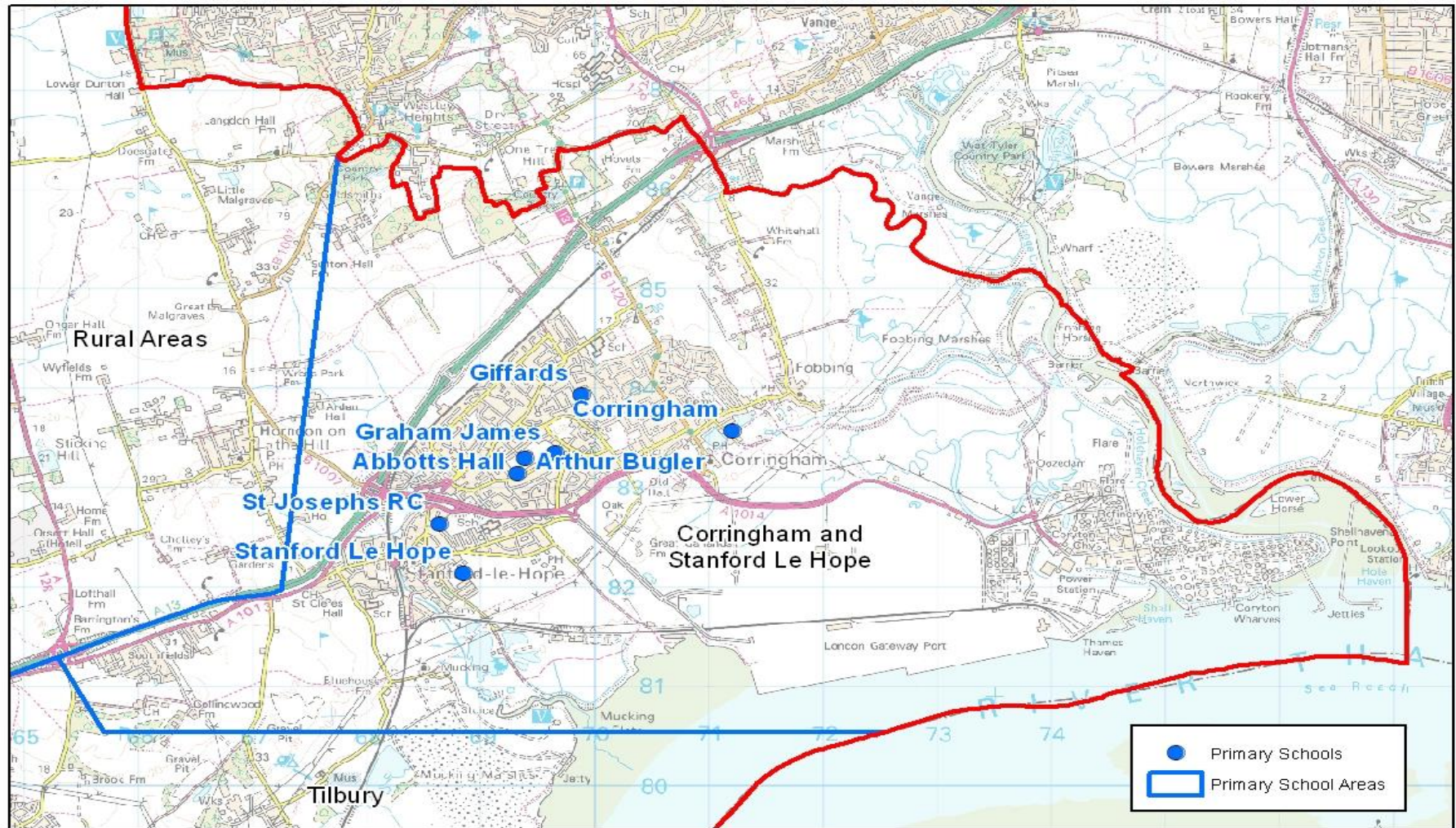
Red Cells indicate where projected numbers exceed the Published Admission Number (PAN)

The following schools have increased their class base by adding the following bulge classes to the year groups as detailed below:

East Tilbury Year 3, Year 4 and Year 6. Tilbury Pioneer Year 2 and Year 3.

Please note that the bulge classes are not included in the Published Admission Number (PAN).

The above forecasts include the child yield exceeding 20 pupils from the following developments at: Bata Field land adjacent Bata Avenue and to Rear of 201-251 Princess Margaret Road, Thurrock Woodview Campus and Former St Chads School and the proposed development at Star Industrial Estate Linford Road.



Corringham and Stanford Le Hope

Corringham & Stanford le Hope		RECEPTION FORECAST				
School	PAN	Sep-20	Sep-21	Sep-22	Sep-23	Sep-24
Abbots Hall	30	47	34	34	29	34
Arthur Bugler	60	65	47	57	57	55
Corringham	60	43	72	56	81	66
Giffards	60	48	84	64	71	70
Graham James	60	64	55	94	59	69
St Joseph's	30	29	29	29	29	29
Stanford-le-Hope	60	52	75	63	68	67
In Year Admissions		5	6	6	6	6
	360	353	402	403	400	396

Corringham & Stanford le Hope		WHOLE SCHOOL FORECAST				
School	PAN	Sep-20	Sep-21	Sep-22	Sep-23	Sep-24
Abbots Hall	210	265	270	275	254	258
Arthur Bugler	420	423	410	407	404	399
Corringham	420	411	424	419	437	448
Giffards	420	433	457	434	443	458
Graham James	420	422	419	454	453	463
St Joseph's	210	217	206	206	205	204
Stanford-le-Hope	420	412	447	467	503	535
In Year Admissions		39	39	40	40	41
	2,520	2,622	2,672	2,702	2,739	2,806

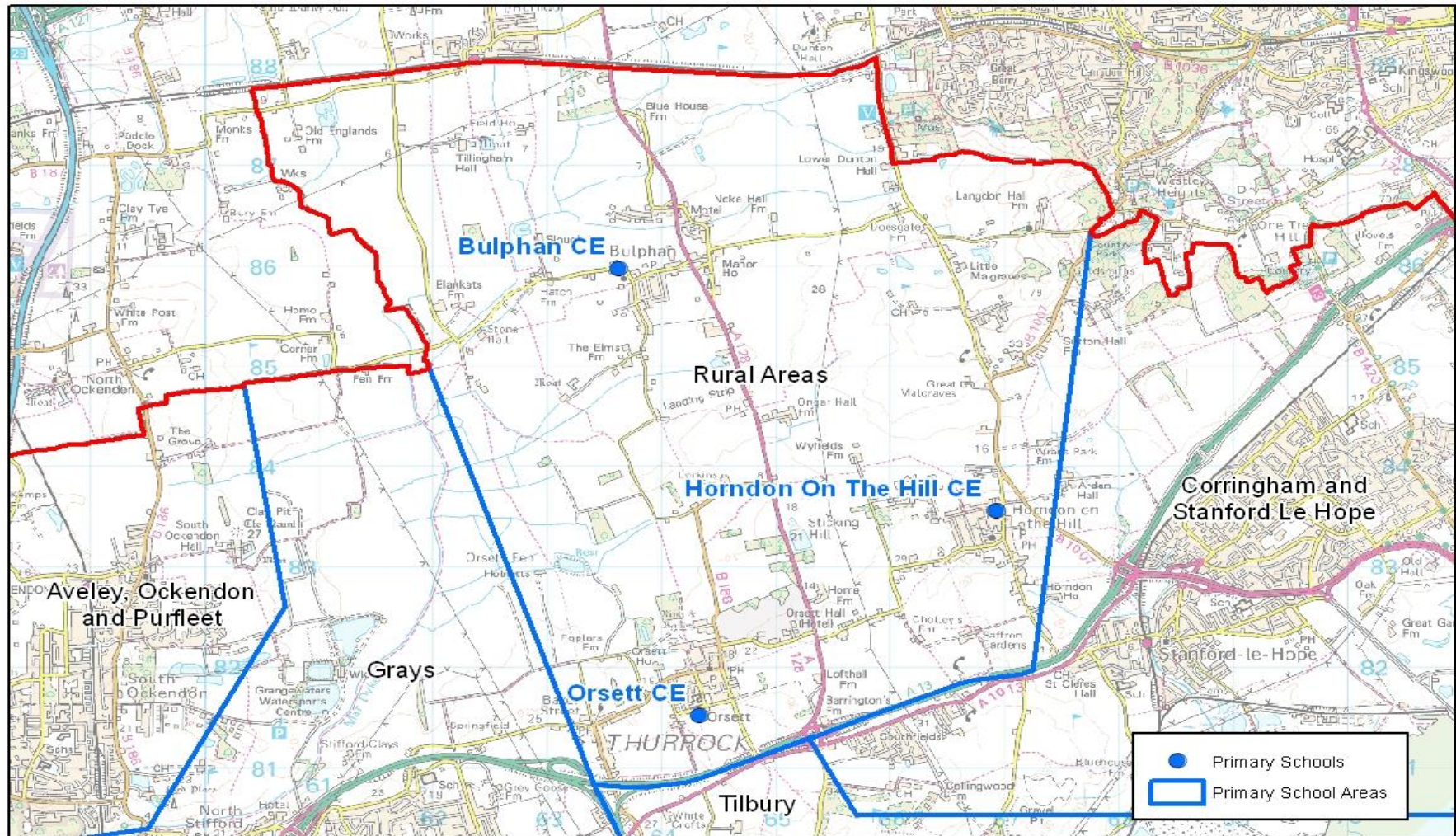
Red Cells indicate where projected numbers exceed the Published Admission Number (PAN)

The following schools have increased their class base by adding the following bulge classes to the year groups as detailed below:

Abbots Hall Primary Academy Reception and Year 3 and Giffards Primary Year 4.

Please note that the bulge classes are not included in the Published Admission Number (PAN).

The above forecasts include the child yield exceeding 20 pupils from the development at: Land adjacent St Cleres School, railway line and Butts Lane and the proposed developments at: Land adjacent to railway line, Manorway and west of Victoria Road and Land Rear of Caldwell Road, Kingsman Road & Adj. to A1013.



Rural Area

Rural		RECEPTION FORECAST				
School	PAN	Sep-20	Sep-21	Sep-22	Sep-23	Sep-24
Bulphan	12	14	20	20	18	19
Horndon-on-the-Hill	30	20	23	26	15	21
Orsett	30	50	40	29	22	32
In Year Admissions		1	1	1	1	1
	72	85	84	76	56	73

Rural		WHOLE SCHOOL FORECAST				
School	PAN	Sep-20	Sep-21	Sep-22	Sep-23	Sep-24
Bulphan	84	87	102	112	127	144
Horndon-on-the-Hill	210	184	178	175	162	161
Orsett	210	238	247	244	235	239
In Year Admissions		8	8	8	8	8
	504	517	535	539	532	552

Red Cells indicate where projected numbers exceed the Published Admission Number (PAN)

There are no class base increases in this planning area.

The above forecasts include the child yield exceeding 20 pupils from the development at: Little Malgraves Farm, Lower Dunton Road.

Primary Forecast Summary

Reception intake September 2019 will be the first year of our highest birth rate, therefore it is predicted that the next 3 years will show an increase in a reception intake and subsequent year groups.

The pressure in the primary phase is being managed and will continue to be regularly monitored closely. The inward migration experienced in recent years had a more significant impact on primary places than secondary places. This may have been because we had capacity in our secondary schools which could absorb the newcomers or it may be that the families arriving in Thurrock had younger children.

Thurrock Primary whole school numbers have increased by 20% since Autumn 2012 which equates to a 2,908 pupil increase. However, the autumn school census for October 2018 and 2019 is showing a significant decrease in the amount of extra primary pupils when compared to the last five years.

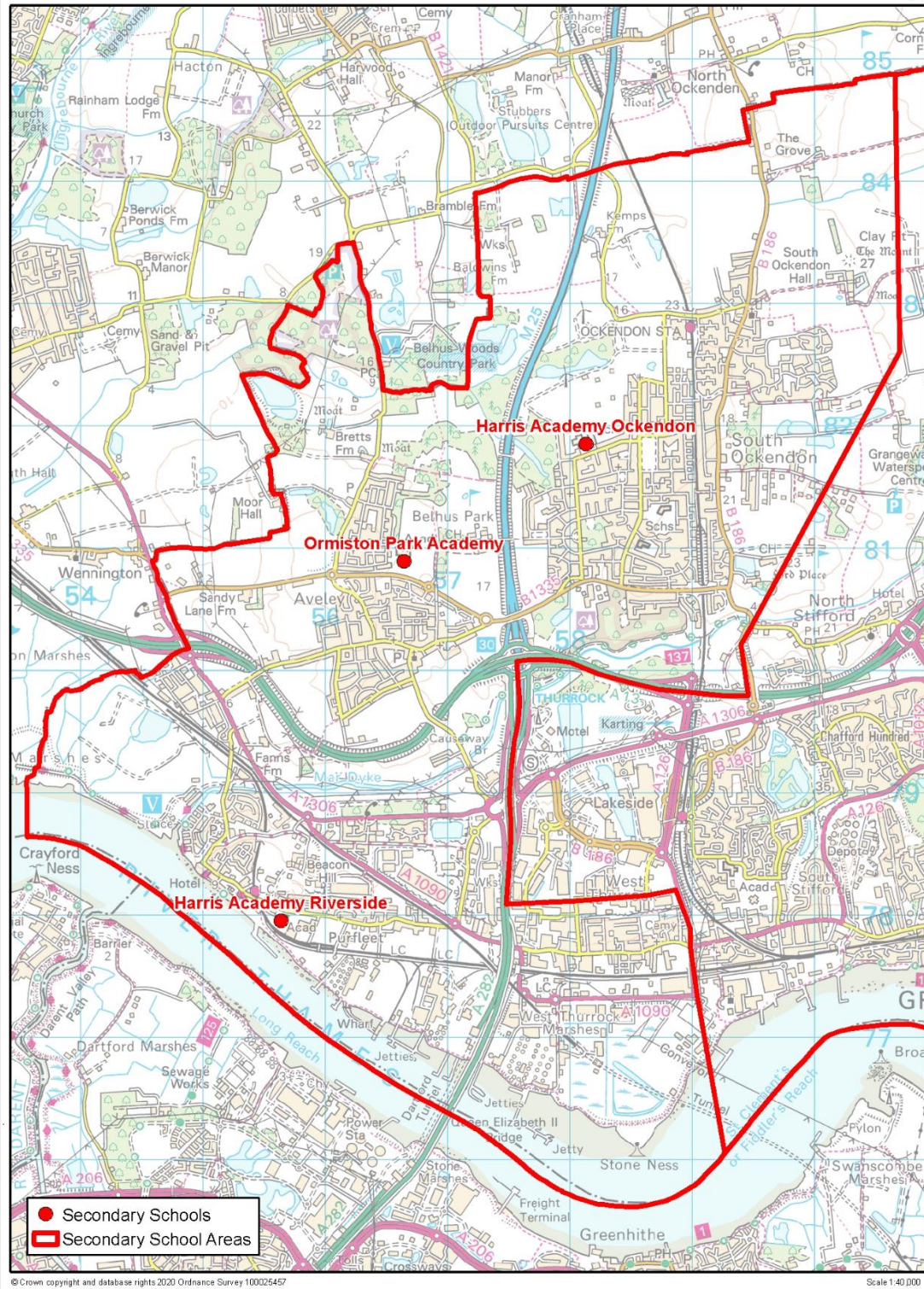
SECONDARY FORECASTS

The primary increase is becoming noticeable when pupils are moving into Year 7 and beyond.

Whole school forecasts for each secondary planning area has been calculated using formulae to calculate the transition rate from year 6 to year 7 and the current numbers on roll in schools on the census data from October 2019 and by also adding the pupil yield from any developments and then adding an additional element of places to cater for in-year admissions. This degree of additional places is required to enable schools to absorb the number of pupils we anticipate will arrive in Thurrock from elsewhere in the UK and abroad in the September 2020/21 academic year and beyond. The impact of inward migration will be closely monitored and forecasts adjusted accordingly.

Full details of the methodology used to determine the pupil place forecasts for the secondary phase are set out in Annex 1.

Thames Park Free School and Orsett Heath Free School will open in September 2020. Each school will open to 120 pupils at each site. These sites are temporary whilst their new permanent sites are under construction. This will affect the Secondary year 7 forecast and those pupil admission numbers will not be included until next year's Pupil Place Plan.



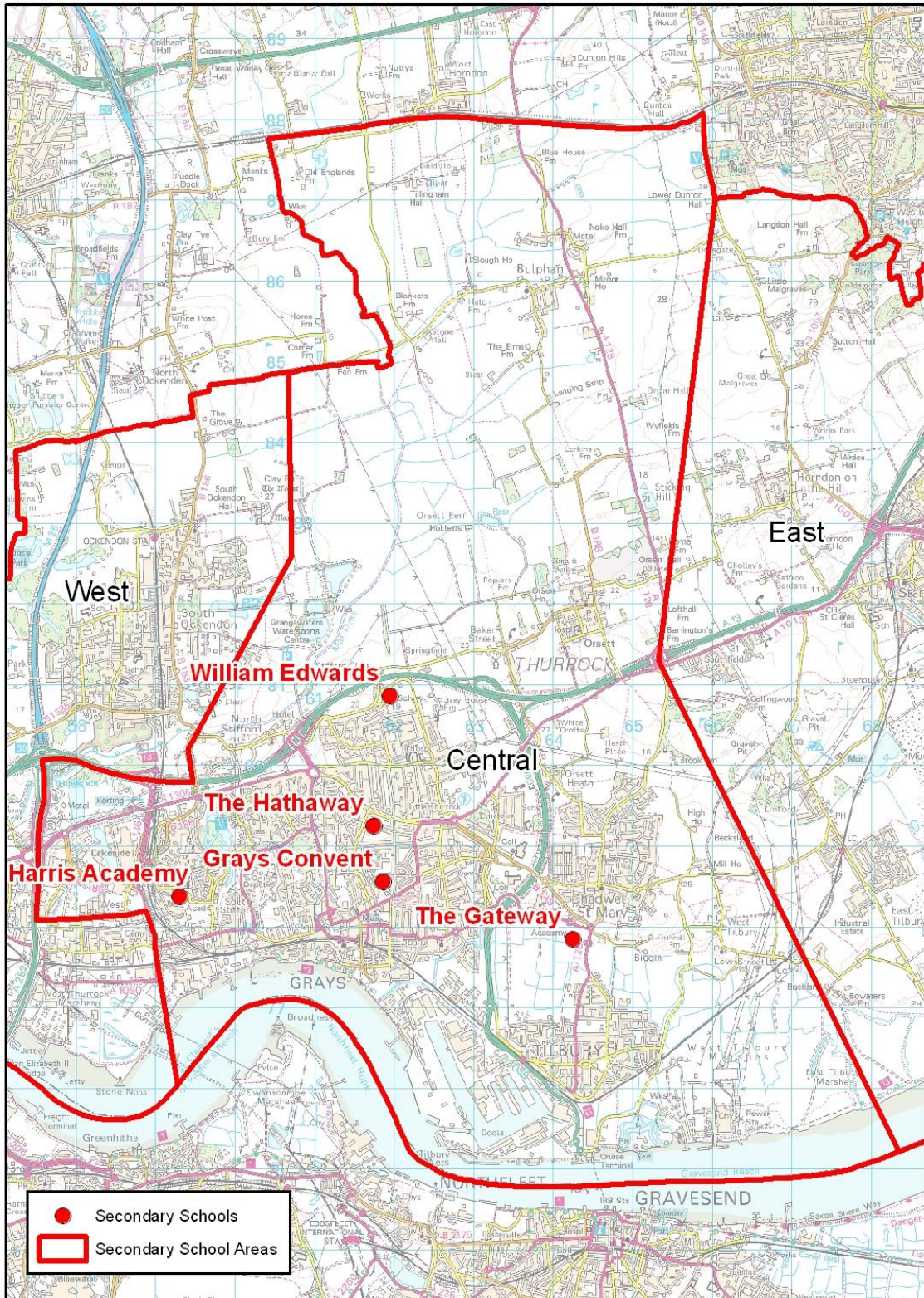
West Planning Area

West Planning Area	YEAR 7 FORECAST					
School	PAN	Sep-20	Sep-21	Sep-22	Sep-23	Sep-24
Harris Academy Riverside	180	189	185	195	198	190
Ormiston Park Academy	180	139	137	144	147	140
Harris Academy Ockendon	240	257	252	266	270	259
In Year Admissions		9	9	9	9	9
	600	594	583	614	624	598

West Planning Area	WHOLE SCHOOL FORECAST					
School	PAN	Sep-20	Sep-21	Sep-22	Sep-23	Sep-24
Harris Academy Riverside	900	638	828	904	987	999
Ormiston Park Academy	900	689	694	740	737	744
Harris Academy Ockendon	1,200	1,222	1,258	1,300	1,339	1,356
In Year Admissions		38	42	44	46	46
	3,000	2,587	2,822	2,988	3,109	3,145

Red Cells indicate where projected numbers exceed the Published Admission Number (PAN)

The above forecasts include the child yield exceeding 20 pupils from the developments at: Aveley Football Ground, Mill Road, Former Ford Factory Arisdale Avenue, Aveley village extension south of B1335, Land South of West Thurrock Way and the Purfleet Centre.



© Crown copyright and database rights 2015 Ordnance Survey 100025457

Scale 1:85,000

Central Planning Area

Central Planning Area	YEAR 7 FORECAST					
School	PAN	Sep-20	Sep-21	Sep-22	Sep-23	Sep-24
Grays Convent	124	130	128	134	137	131
Harris Academy Chafford Hundred	180	189	185	195	198	190
The Gateway Academy	215	225	221	233	237	227
The Hathaway Academy	180	185	182	192	195	187
William Edwards	250	261	256	270	274	263
In Year Admissions		15	15	15	16	15
	949	1,005	987	1,039	1,057	1,013

Central Planning Area	WHOLE SCHOOL FORECAST					
School	PAN	Sep-20	Sep-21	Sep-22	Sep-23	Sep-24
Grays Convent	620	650	655	666	679	660
Harris Academy Chafford Hundred	900	1,001	974	1,005	1,030	1,034
The Gateway Academy	1,075	1,110	1,143	1,178	1,217	1,213
The Hathaway Academy	900	890	912	956	994	1,016
William Edwards	1,250	1,296	1,301	1,325	1,324	1,340
In Year Admissions		74	75	77	79	79
	4,745	5,021	5,060	5,207	5,323	5,342

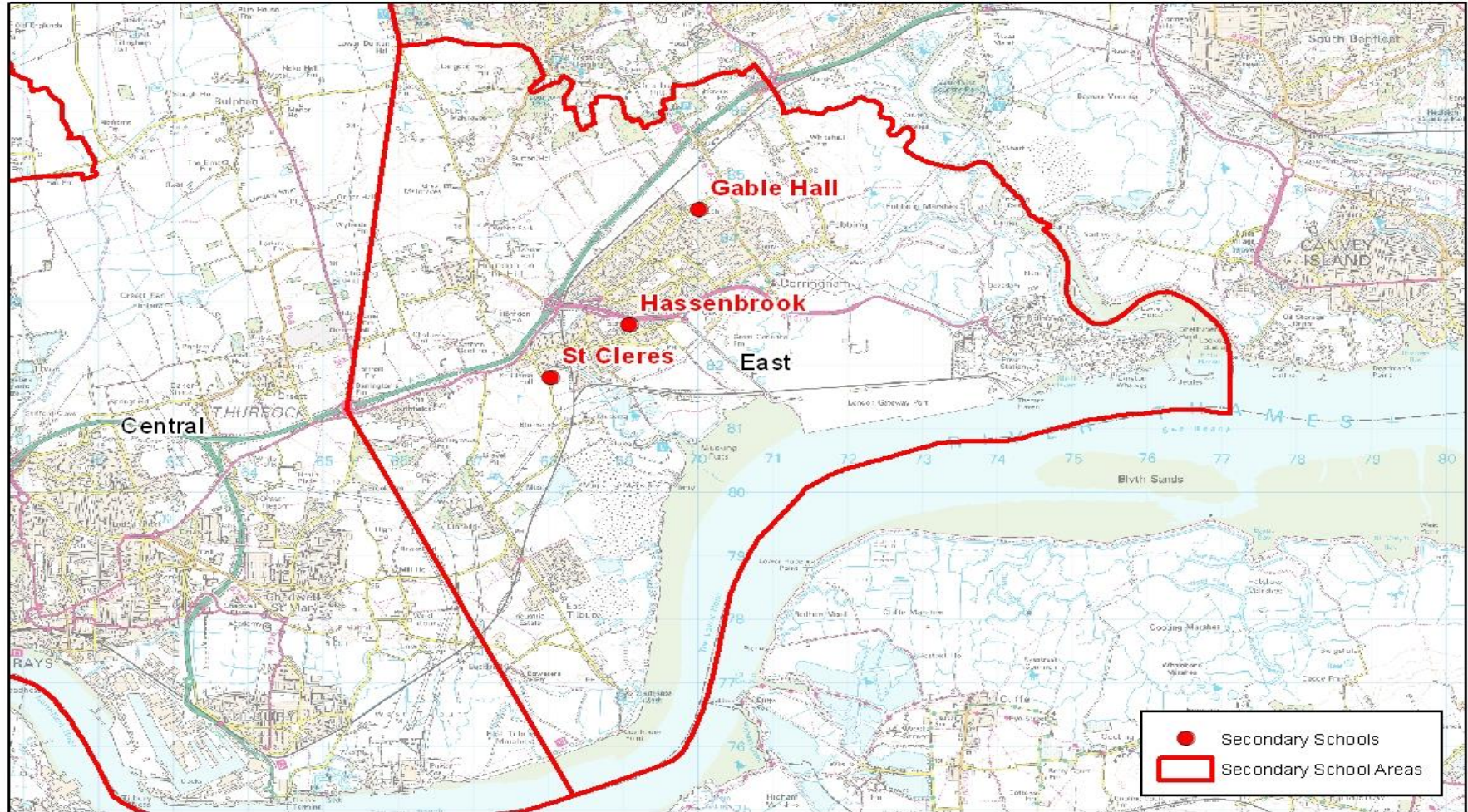
Red Cells indicate where projected numbers exceed the Published Admission Number (PAN)

The following schools have increased their class base by adding the following bulge classes to the year groups as detailed below:

Grays Convent Year 7, Harris Academy Chafford Hundred Year 7 and Year 10, William Edwards Year 8.

The above forecasts include the child yield exceeding 20 pupils from the following developments at: Thurrock Woodview Campus, William Ball Site, Gumley Road, Grays Gas Holder Site, London Road, Former St Chads School and the proposed developments at Star Industrial Estate, Linford Road, Land Part of Little Thurrock Marshes, Thurrock Park and Arena Essex.

The forecast above does not include the two new free schools Orsett Heath Academy and Thames Park Academy. These schools cannot be part of the Local Authorities co-ordination in the first year of opening. They will be included in next year's pupil place plan. Therefore the tables above do not give an accurate forecast as these two schools are due to open in temporary accommodation, initially with a Published Admission Number (PAN) of 120 spaces each starting in Year 7 Sept 2020.



East Planning Area

East Planning Area	YEAR 7 FORECAST					
School	PAN	Sep-20	Sep-21	Sep-22	Sep-23	Sep-24
Gable Hall	272	278	273	287	292	280
Hassenbrook Academy	150	123	120	127	129	124
St Clare's	261	275	271	285	290	278
In Year Admissions		10	10	10	11	10
	683	686	674	709	722	692

East Planning Area	WHOLE SCHOOL FORECAST					
School	PAN	Sep-20	Sep-21	Sep-22	Sep-23	Sep-24
Gable Hall	1,360	1,297	1,315	1,348	1,395	1,410
Hassenbrook Academy	750	521	529	578	618	625
St Clare's	1,305	1,391	1,454	1,519	1,450	1,474
In Year Admissions		48	49	52	52	53
	3,415	3,257	3,347	3,497	3,515	3,562

Red Cells indicate where projected numbers exceed the Published Admission Number (PAN)

The following schools have increased their class base by adding the following bulge classes to the year groups as detailed below:

Ortu Hassenbrook Year 7 and St Clare's Year 7 and Year 8 x 5 form entry.

The above forecasts include the child yield exceeding 20 pupils from the following developments at: Land adjacent St Clare's School, railway line and Butts Lane, and proposed developments at adjacent to railway line, Manorway and West of Victoria Road and Bata field land adjacent Bata Avenue and to rear of 201 to 251 Princess Margaret Road.

Secondary Forecast Summary

With the number of primary pupils moving into the secondary sector the demand for secondary places is increasing and will continue to do so over the next few years.

Two new Free Schools will open in temporary accommodation from September 2020 with initially a total of 240 places across both schools.

COUNCIL WIDE ISSUES

The two main factors for pupil increases in both the primary and secondary phases are the increase in birth rate and the amount of in-year applications. The table below details the increases of in-year applications outside the normal admission rounds.

Academic Year	No. of children applying for a primary/secondary school place outside of the normal admission round who arrived in Thurrock from abroad.	No. of children applying for a primary/secondary school place outside of the normal admission round who arrived in Thurrock from elsewhere in the UK.	Total
2013/14	310	751	1061
2014/15	382	949	1331
2015/16	311	990	1301
2016/17	250	1096	1346
2017/18	250	1035	1285
2018/19	191	1097	1288
2019/20	162	785	947
* NB. 2019/20 figures are for 5 months			

Planning for the children arriving in Thurrock is difficult as we do not know who they are, how old they are, and therefore, which year groups they will apply for until they make contact with School Admissions. Some may require Reception and Year 7 places, but many will require places in other year groups. This introduces the potential of bulge classes in year groups other than Reception and Year 7 as we have experienced in recent years.

With the unpredictable demand for places from outside of Thurrock an additional element of pupil places has been added to each planning area within Thurrock.

ANNEX 1: PUPIL PLACE FORECASTING METHODOLOGY

The statutory obligation for all local Councils is to provide sufficient school places. Thurrock Council regularly reviews all data, trends and builds a robust analysis of pupil planning to ensure a place for all pupils that live in Thurrock either at normal admission rounds or the unforeseen “in-year” admissions.

Thurrock experiences high levels of in-year applications which has put pressure on school places but with the excellent relationships we have with our Schools and Academies, Thurrock Council has been able to continue to meet this demand.

Primary Forecasts

Thurrock Council uses live birth data provided by the National Health Service which forms the basis of calculating the place requirements four years later. This data contains post codes where the child lives which are then allocated to the nearest school in that area to calculate places required in that schools planning area.

Whole school forecasts are based on pupil census data; this provides actual pupil numbers in each year group. The number of children calculated from any building development is added to this to then calculate the number of school places required. An element of additional places is then added to cater for in-year admissions.

The building developments which produce over 20 pupils are taken into consideration in this edition of the PPP document and are listed under each planning area.

There is a project team made up of officers from various departments within the Council that play a part in PPP that meet monthly to review forecasts and any emerging issues. This allows the Council to be proactive in taking any necessary action to meet growing pressures for school places.

Secondary Forecasts

With the high level of primary school places we have we know that these will feed through to our secondary schools. When calculating year 7 forecasts we use existing primary numbers. Using trend data we have used a transfer rate of 92%, meaning 8% of our children go outside of the Thurrock area. Thurrock has no secondary provision for Catholic boys who tend to move out of the area to attend a Catholic secondary school.

The Year 7 forecasts in this document were arrived at by examining the conversion rate from Year 6 to Year 7 for the last three years. This is the number of Thurrock Year 6 pupils who went on to become Year 7 students.

Having established the predicted number of Year 7 students for each school, we then address the child yield from housing developments.

We know the predicted number of children in each area that are likely to arise from developments but we cannot know how old they will be or which year group they will require. We therefore assume that some of the children generated by new developments will require primary places and some secondary places.

A number of places are therefore added to the whole school predictions for both primary and secondary at the schools in the areas where the development is due to take place. If a major development falls between two or more schools the child yield is divided between the schools.

Migration

Thurrock is still experiencing increases in the number of children applying for a school place “In Year”. These arrivals during the academic year are difficult to manage as we do not know how many of each age group will arrive. The extent of inward migration in recent years indicates that 5% of school places are required in the primary phase and 3% are required in the secondary phase to ensure that the new arrivals can be accommodated.

The forecasts are not constrained by the physical accommodation available in the schools in the planning area and therefore indicate where pressure on places is likely to arise.

Pupil Migration

Thurrock is a net exporter of pupils. The numbers both in and out of Thurrock for receptions and year 7 are listed below. The percentages listed are comparing these numbers against September 2019 actual on time applications numbers for reception and Year 7. These numbers only relate to the normal admission round.

Primary

17 children are expected to come in to the LA +.5% by September 2020

77 children expected to go outside of the LA -3% by September 2020

Secondary

51 children are expected to come in to the LA +2.3% by September 2020

251 children are expected to go outside of the LA – 10.2% by September 2020

ANNEX 2: SPECIAL EDUCATIONAL NEEDS AND DISABILITY (SEND)

An education, health and care (EHC) plan is for children and young people aged up to 25 who need more support than is available through special educational needs support.

EHC plans identify educational, health and social needs and set out the additional support to meet those needs.

More information about special educational needs support and EHC plans is available at <https://www.thurrock.gov.uk/support-for-parents-and-carers-whose-children-have-special-needs-at-school/education-health-and-care>

www.askthurrock.org.uk

Provision

The Council has two special schools in the borough

School	Status	Needs Met	Age Range	Number of Places
Beacon Hill Academy	Academy	Severe and profound learning difficulties	3 to 19	75
Treetops Academy	Academy	Moderate learning difficulties and Autism	3 to 19	309

Beacon Hill Academy is a special school in South Ockendon for pupils who have severe and complex learning difficulties. Beacon Hill Post 16 provision caters for students with severe and profound and multiple learning difficulties from 16 to 19. This provision is located on the shared site with Treetops School in Grays. Students follow a personalised, accredited curriculum which promotes independence and transition to lifelong learning in the community.

Treetops School is a day special school academy in Grays for pupils between the ages of 3 and 19. The school caters for children and young people with moderate learning difficulties and Autism.

A new Special Free School has been agreed by the Education Funding Agency and is in development. The school will be located on a site adjacent to the existing Treetops School. The new Treetops Academy is planned to open in the academic year 2021/22.

The numbers of commissioned places in the Special Schools and Resource Bases are agreed between the Council and the schools on an annual basis. There is potential opportunity for additional places to be commissioned by the local authority as required and where possible during the academic year.

In addition to the special schools there are a number of mainstream schools with specialist provision in the Primary Sector:

School	Type of Provision	Age Range	Number of Places
Warren Primary	Resource base for pupils with hearing impairment	4-11	18
Stanford Le Hope Primary Academy	Resource nursery base for pupils with visual impairment	Nursery 3-5	3
Corringham Primary Academy	Resource base for pupils with speech and language difficulties	4-11	20
Harris Primary Academy Chafford Hundred	ICAN resource base for children with speech, language and communication needs	Nursery 3-5	5 *FTE
Dilkes Primary Academy	Resource base for pupils with social, emotional and mental health difficulties	4-11	10
Lansdowne Primary Academy	Resource base for pupils with social communication /moderate learning difficulties	4-11	8
Quarry Hill Academy	Resource base for pupils with social, emotional and mental health difficulties	4-11	10
East Tilbury Primary Academy	Inclusion Base	4-11	10
Thameside Primary Academy	Inclusion Base	4-11	10

*Full Time Equivalent

Secondary phase schools with specialist provision are:

School	Type of Provision	Age Range	Number of Places
Ormiston Park Academy (ASCEND)	Resource base for pupils with social, emotional and mental health difficulties	11-19	30
Harris Academy Chafford Hundred	Resource Base for pupils with speech, language and communication needs and autism	11-19	20
St Clere's School	Resource Base for pupils with visual and hearing impairment.	11-19	17

Support is offered to students with special needs post 16 years at South Essex College, Palmers campus of USP College, and Thurrock Adult Community College.

ANNEX 3: PROVISION FOR PUPILS OUT OF SCHOOL

Thurrock has developed two new Primary Inclusion Bases for pupils who have been permanently excluded or are at risk of permanent exclusion to provide direct support for these pupils and to support their re-integration into mainstream school. The two Inclusion Bases are at East Tilbury Primary School and Thameside Primary School, both of which are Primary Academies part of the Osborne Multi Academy Trust.

The Olive Alternative Provision Academy based in Tilbury provides a secondary offer for pupils because of exclusion, illness or other reasons, would not otherwise receive a suitable education. The service provides a range of different interventions to support young people to reengage with mainstream provision.

Admission to the service is by referral only. All referrals are made via the Council's Access and Inclusion Service.

Further information on the Olive AP Academy can be obtained from the Council's website.

ANNEX 4: POST 16 PROVISION

The 2008 Education Act raised the age of participation for young people in England. Those born on or after 1st September 1997 must remain in some form of education or training until their 18th birthday. This may be:

- full time education at school or college,
- an apprenticeship or traineeship,
- part-time education or training as well as being employed, self-employed or volunteering for 20 hours per week or more.

Thurrock Council works closely in partnership with schools and colleges and other providers to plan provision for post 16 education and training. Young people can pursue a wide range of both academic and vocational courses in a range of settings.

Five secondary schools in Thurrock currently offer post 16 education; Gable Hall, Hassenbrook and St Clere's schools form the Stanford and Corringham 6th Form consortium and between them provide a range of academic and vocational courses.

Harris Academy Ockendon Studio School and 6th form is a 14 to 19 school offering a range of academic qualifications in addition to work based training. Applications for work based training places in the Studio School should be made via the Council's school admissions team. There are currently 75 places in the Studio School.

Harris Academy Chafford Hundred and Harris Riverside offers a 6th form provision which has a range of academic and vocational opportunities for young people, information on all the courses is available via the schools website.

The table below provides the number of students in Thurrock 6th forms at October 2019.

Gov	School	12	13	14	Post-16 Total
CA	Stanford & Corringham 6 th form	100	92		192
VA	Grays Convent				
CA	Harris Academy Chafford Hundred	206	159		365
CA	Harris Academy Riverside	56	38		94
CA	Ormiston Park Academy				
CA	The Gateway Academy				
CA	The Hathaway Academy				
CA	Harris Academy Ockendon	50	42		92
CA	William Edwards School				
	TOTALS	412	331		743

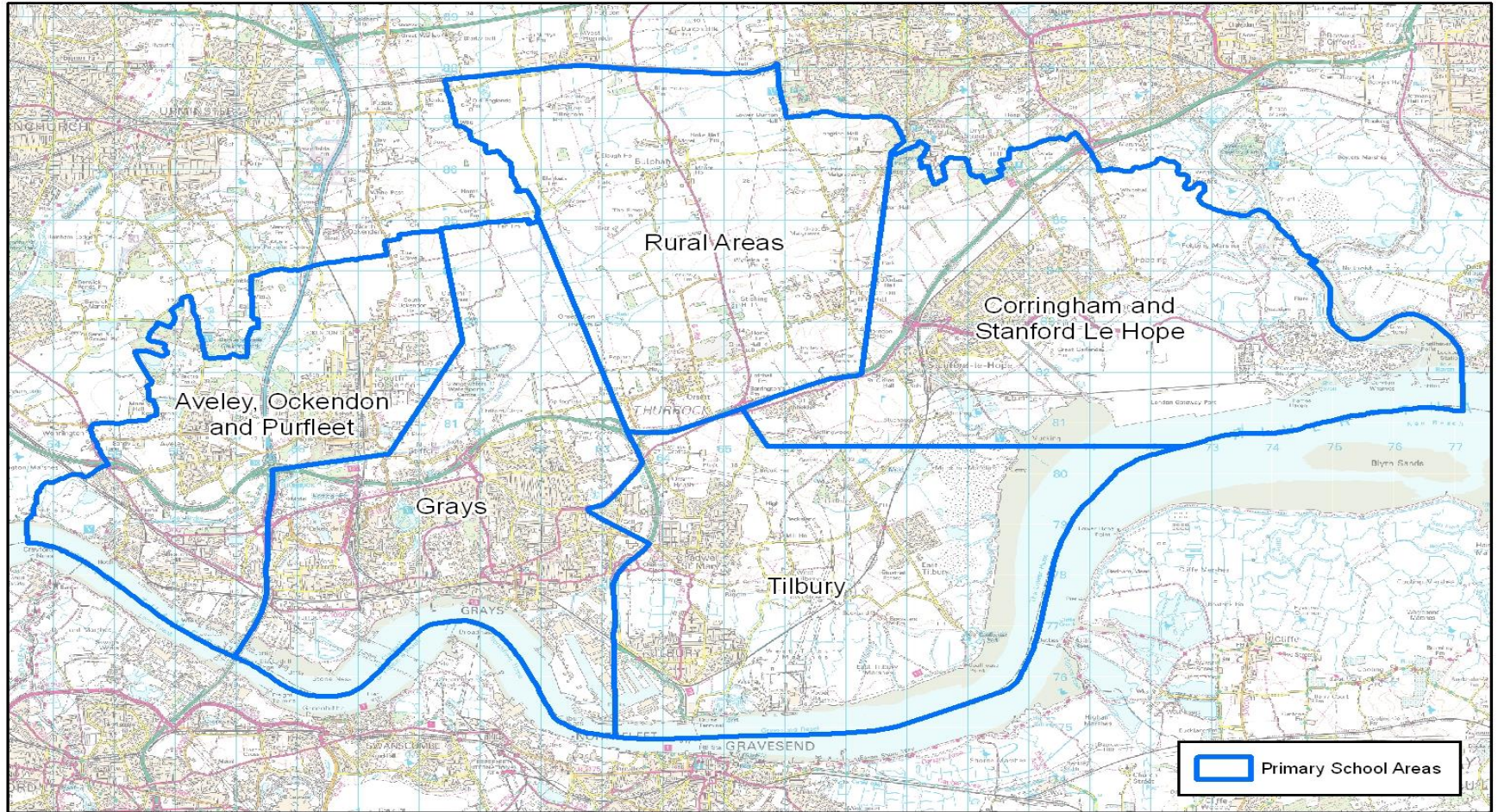
USP (A merger of Palmer's 6th form College in Grays and Seevic College in Benfleet) offer a range of A Level, BTEC and secretarial courses to over 5,000 students. Find out more about the courses on offer on the college website www.uspcollege.ac.uk

South Essex College of Further and Higher Education in Grays offers a wide range of training opportunities which lead to accredited qualifications. Young people can study anything from bricklaying to costume design, they also provide a small number of higher education programmes in partnership with University of East Anglia and University of Arts London.

Thurrock has two special schools with a post 16 offer, Treetops and Beacon Hill, this information is available via the website.

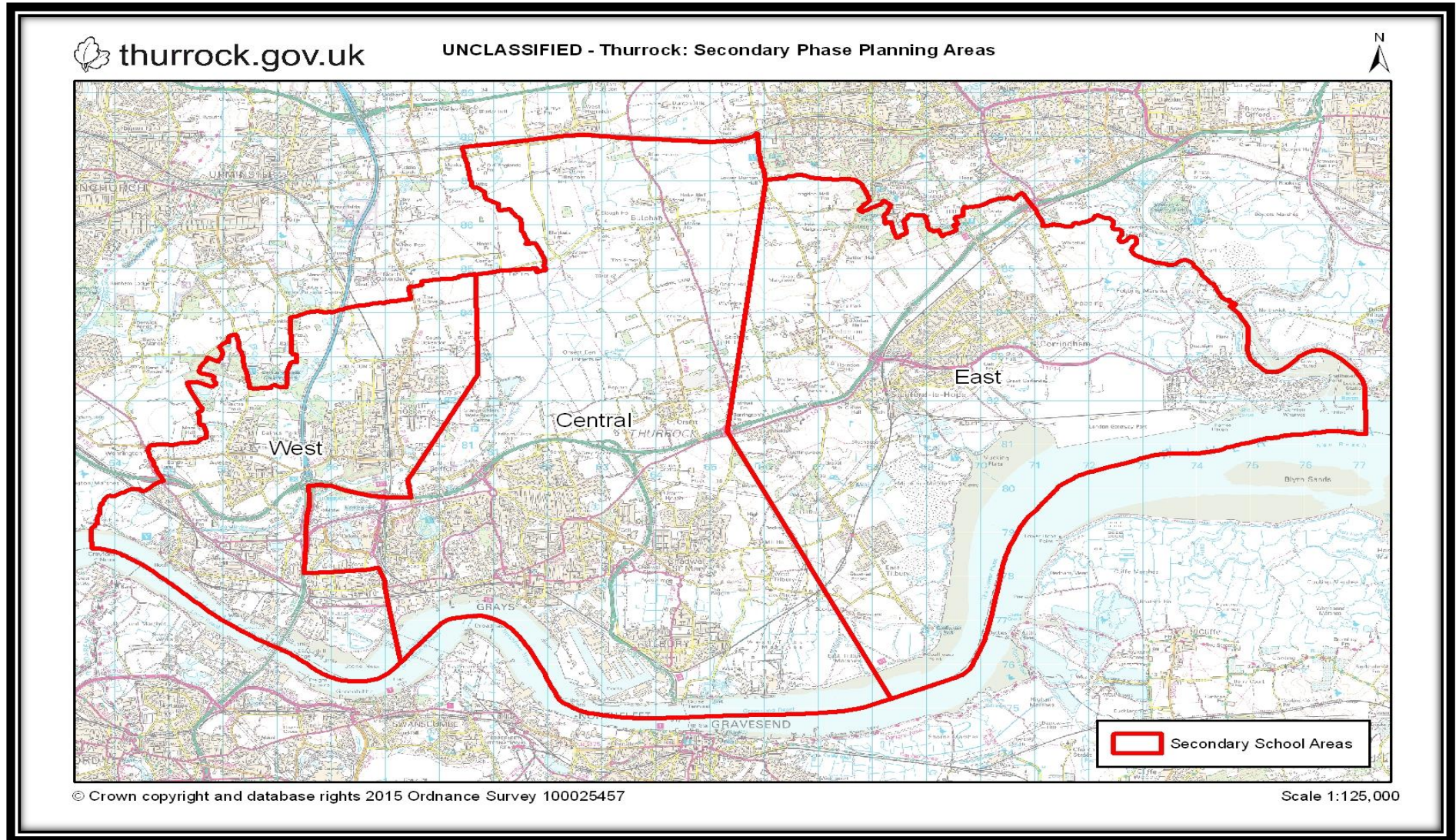
ANNEX 5: MAP PRIMARY PHASE PLANNING AREAS

Page 108



ANNEX 6: MAP SECONDARY PHASE PLANNING AREAS

Page 109



ANNEX 7: PRIMARY FORECAST RECEPTION

Aveley, Ockendon & Purfleet		RECEPTION FORECAST				
School	PAN	Sep-20	Sep-21	Sep-22	Sep-23	Sep-24
Aveley	60	64	64	69	74	69
Benyon	60	24	27	28	47	33
Bonnygate	60	63	64	66	62	64
Dilkes	60	58	54	65	45	55
Holy Cross	30	30	30	30	30	30
Kenningtons	60	73	95	72	111	90
Purfleet	90	90	75	57	71	72
Shaw	60	69	58	44	55	54
Somers Heath	60	62	62	73	60	65
In Year Admissions		8	8	8	8	8
	540	541	537	512	563	540
Grays		RECEPTION FORECAST				
School	PAN	Sep-20	Sep-21	Sep-22	Sep-23	Sep-24
Belmont Castle	90	95	90	83	83	87
Deneholm	60	37	54	58	56	54
Harris Chafford Hundred	90	74	89	69	66	75
Harris Mayflower	150	111	130	103	102	112
Little Thurrock	90	90	98	121	83	99
Quarry Hill	60	61	60	73	73	68
St Thomas'	90	83	83	83	83	83
Stifford Clays	90	103	71	66	84	77
Thameside	120	116	96	102	95	100
Tudor Court	90	98	87	80	89	87
Warren	60	56	37	35	47	42
West Thurrock	60	58	59	54	52	55
In Year Admissions		15	14	14	14	14
	1050	997	968	941	927	953
Tilbury		RECEPTION FORECAST				
School	PAN	Sep-20	Sep-21	Sep-22	Sep-23	Sep-24
Chadwell St Mary	30	37	28	30	25	29
East Tilbury	90	100	106	139	142	125
Gateway	60	69	48	59	55	56
Herringham	60	46	57	54	60	56
Lansdowne	90	81	77	73	72	75
St Mary's	30	30	30	30	30	30
Tilbury Pioneer	60	79	62	80	64	70
Woodside	90	115	112	100	116	110
In Year Admissions		8	8	8	8	8
	510	565	528	573	572	559

PRIMARY FORECAST RECEPTION CONTINUED

Corringham & Stanford le Hope		RECEPTION FORECAST				
School	PAN	Sep-20	Sep-21	Sep-22	Sep-23	Sep-24
Abbots Hall	30	47	34	34	29	34
Arthur Bugler	60	65	47	57	57	55
Corringham	60	43	72	56	81	66
Giffards	60	48	84	64	71	70
Graham James	60	64	55	94	59	69
St Joseph's	30	29	29	29	29	29
Stanford-le-Hope	60	52	75	63	68	67
In Year Admissions		5	6	6	6	6
	360	353	402	403	400	396
Rural		RECEPTION FORECAST				
School	PAN	Sep-20	Sep-21	Sep-22	Sep-23	Sep-24
Bulphan	12	14	20	20	18	19
Horndon-on-the-Hill	30	20	23	26	15	21
Orsett	30	50	40	29	22	32
In Year Admissions		1	1	1	1	1
	72	85	84	76	56	73

Red Cells indicate where projected numbers exceed the Published Admission Number (PAN)

ANNEX 8: PRIMARY FORECAST WHOLE SCHOOL

Aveley, Ockendon & Purfleet		WHOLE SCHOOL FORECAST				
School	PAN	Sep-20	Sep-21	Sep-22	Sep-23	Sep-24
Aveley	420	459	479	481	477	488
Benyon	420	246	257	261	285	282
Bonnygate	420	438	456	468	478	486
Dilkes	420	419	413	416	401	398
Holy Cross	210	209	209	209	210	210
Kenningtons	420	441	461	459	519	549
Purfleet	630	579	585	571	596	607
Shaw	420	421	419	403	400	398
Somers Heath	420	389	421	436	436	441
In Year Admissions		54	55	56	57	58
	3,780	3,654	3,753	3,759	3,857	3,915
Grays		WHOLE SCHOOL FORECAST				
School	PAN	Sep-20	Sep-21	Sep-22	Sep-23	Sep-24
Belmont Castle	630	659	681	696	709	720
Deneholm	420	386	384	382	380	377
Harris Chafford Hundred	630	603	603	584	560	548
Harris Mayflower	1,050	823	863	876	836	828
Little Thurrock	630	618	627	660	655	669
Quarry Hill	420	413	417	436	458	469
St Thomas'	630	605	599	592	586	579
Stifford Clays	630	617	600	576	570	560
Thameside	840	772	785	779	763	760
Tudor Court	630	777	751	712	688	659
Warren	420	416	394	380	381	390
West Thurrock	420	415	434	448	468	484
In Year Admissions		107	107	107	106	106
	7,350	7,211	7,245	7,228	7,160	7,149
Tilbury		WHOLE SCHOOL FORECAST				
School	PAN	Sep-20	Sep-21	Sep-22	Sep-23	Sep-24
Chadwell St Mary	210	216	214	215	209	208
East Tilbury	630	684	714	765	800	837
Gateway	420	415	412	413	408	406
Herringham	420	401	410	416	440	458
Lansdowne	630	617	611	598	585	572
St Mary's	210	211	211	211	211	210
Tilbury Pioneer	420	460	475	497	475	479
Woodside	630	689	726	737	763	783
In Year Admissions		55	57	58	58	59
	3,570	3,747	3,829	3,909	3,948	4,011

Red Cells indicate where projected numbers exceed the Published Admission Number (PAN)

PRIMARY FORECAST WHOLE SCHOOL CONTINUED

Corringham & Stanford le Hope		WHOLE SCHOOL FORECAST				
School	PAN	Sep-20	Sep-21	Sep-22	Sep-23	Sep-24
Abbots Hall	210	265	270	275	254	258
Arthur Bugler	420	423	410	407	404	399
Corringham	420	411	424	419	437	448
Giffards	420	433	457	434	443	458
Graham James	420	422	419	454	453	463
St Joseph's	210	217	206	206	205	204
Stanford-le-Hope	420	412	447	467	503	535
In Year Admissions		39	39	40	40	41
	2,520	2,622	2,672	2,702	2,739	2,806
Rural		WHOLE SCHOOL FORECAST				
School	PAN	Sep-20	Sep-21	Sep-22	Sep-23	Sep-24
Bulphan	84	87	102	112	127	144
Horndon-on-the-Hill	210	184	178	175	162	161
Orsett	210	238	247	244	235	239
In Year Admissions		8	8	8	8	8
	504	517	535	539	532	552

School	PAN	Sep-20	Sep-21	Sep-22	Sep-23	Sep-24
PRIMARY NUMBERS	17,724	17,488	17,768	17,868	17,967	18,161
In Year Admissions		263	266	269	269	272
	17,724	17,751	18,034	18,137	18,236	18,433

Red Cells indicate where projected numbers exceed the Published Admission Number (PAN)

ANNEX 9: SECONDARY FORECAST YEAR 7

West Planning Area	YEAR 7 FORECAST					
School	PAN	Sep-20	Sep-21	Sep-22	Sep-23	Sep-24
Harris Academy Riverside	180	189	185	195	198	190
Ormiston Park Academy	180	139	137	144	147	140
Harris Academy Ockendon	240	257	252	266	270	259
In Year Admissions		9	9	9	9	9
	600	594	583	614	624	598
Central Planning Area	YEAR 7 FORECAST					
School	PAN	Sep-20	Sep-21	Sep-22	Sep-23	Sep-24
Grays Convent	124	130	128	134	137	131
Harris Academy Chafford Hundred	180	189	185	195	198	190
The Gateway Academy	215	225	221	233	237	227
The Hathaway Academy	180	185	182	192	195	187
William Edwards	250	261	256	270	274	263
In Year Admissions		15	15	15	16	15
	949	1,005	987	1,039	1,057	1,013
East Planning Area	YEAR 7 FORECAST					
School	PAN	Sep-20	Sep-21	Sep-22	Sep-23	Sep-24
Gable Hall	272	278	273	287	292	280
Hassenbrook Academy	150	123	120	127	129	124
St Clere's	261	275	271	285	290	278
In Year Admissions		10	10	10	11	10
	683	686	674	709	722	692

Red Cells indicate where projected numbers exceed the Published Admission Number (PAN)

The forecast above does not include the two new free schools Orsett Heath Academy and Thames Park Academy. These schools cannot be part of the Local Authorities co-ordination in the first year of opening. They will be included in next year's pupil place plan. Therefore the tables above do not give an accurate forecast as these two schools are due to open in temporary accommodation, initially with a Published Admission Number (PAN) of 120 spaces each starting in Year 7 Sept 2020.

ANNEX 9: SECONDARY FORECAST WHOLE SCHOOL

West Planning Area	WHOLE SCHOOL FORECAST					
School	PAN	Sep-20	Sep-21	Sep-22	Sep-23	Sep-24
Harris Academy Riverside	900	638	828	904	987	999
Ormiston Park Academy	900	689	694	740	737	744
Harris Academy Ockendon	1,200	1,222	1,258	1,300	1,339	1,356
In Year Admissions		38	42	44	46	46
	3,000	2,587	2,822	2,988	3,109	3,145
Central Planning Area	WHOLE SCHOOL FORECAST					
School	PAN	Sep-20	Sep-21	Sep-22	Sep-23	Sep-24
Grays Convent	620	650	655	666	679	660
Harris Academy Chafford Hundred	900	1,001	974	1,005	1,030	1,034
The Gateway Academy	1,075	1,110	1,143	1,178	1,217	1,213
The Hathaway Academy	900	890	912	956	994	1,016
William Edwards	1,250	1,296	1,301	1,325	1,324	1,340
In Year Admissions		74	75	77	79	79
	4,745	5,021	5,060	5,207	5,323	5,342
East Planning Area	WHOLE SCHOOL FORECAST					
School	PAN	Sep-20	Sep-21	Sep-22	Sep-23	Sep-24
Gable Hall	1,360	1,297	1,315	1,348	1,395	1,410
Hassenbrook Academy	750	521	529	578	618	625
St Clere's	1,305	1,391	1,454	1,519	1,450	1,474
In Year Admissions		48	49	52	52	53
	3,415	3,257	3,347	3,497	3,515	3,562

TOTALS	PAN	Sep-20	Sep-21	Sep-22	Sep-23	Sep-24
SECONDARY NUMBERS	11,160	10,705	11,063	11,519	11,770	11,871
In Year Admissions		160	166	173	177	178
	11,160	10,865	11,229	11,692	11,947	12,049

This page is intentionally left blank

12 November 2020	ITEM: 6
Extraordinary Children’s Services Overview and Scrutiny Committee	
Thurrock Childcare Sufficiency Annual Assessment 2020	
Wards and communities affected: All	Key Decision: N/A
Report of: Andrea Winstone, Strategic Lead School Effectiveness and SEND	
Accountable Assistant Director: Michele Lucas, Assistant Director Education and Skills	
Accountable Director: Sheila Murphy, Corporate Director Children’s Services	
This report is Public	

Executive Summary

This report outlines Thurrock’s Annual Childcare Sufficiency Assessment 2020.

This report is part of the statutory duty as set out in the Childcare Act 2006 which states Local Authorities need to ensure that we are meeting the requirements of early years entitlement with due regard to planning and growth across the Local Authority.

It recognises the regeneration opportunities locally and will look to support some of the national drivers around early years education.

Thurrock Council will continue to:-

- a. To support further early years & childcare development across the borough where re-generation and new housing is taking place**
- b. To consider early education future needs before decisions are taken in relation to capital assets across the Local Authority**
- c. To support sessional providers to offer, or access wrap around care in partnership, for working parents**
- d. To encourage providers, including schools, to participate in the 30 hours entitlement offer to enable more working parents to access their full entitlement.**

1. RECOMMENDATION

1.1 That Children’s Services O&S note the Annual Childcare Sufficiency Assessment 2020.

2. Introduction and Background:

Local Policy Context

The Annual Assessment links with the following Council vision and priorities:-

Vision- An ambitious and collaborative community which is proud of its heritage and excited by its diverse opportunities and future.

Priorities-

1. People – a borough where people of all ages are proud to work and play, live and stay
2. Place – a heritage-rich borough which is ambitious for its future
3. Prosperity – a borough which enables everyone to achieve their aspirations

National Policy

Thurrock has been working closely with its early years providers to ensure we can support vulnerable 2 year olds into early education. Thurrock was above the national average for 2 year old take up, at 71% as at January census date 2020, (England 69%) and our communication strategy encourages eligible parents to take up the 2 year old offer.

Thurrock continues to support providers in offering 30 hours of childcare for three and four year olds of working parents, ensuring that we have the appropriate childcare pathways including wrap around care for both early years children, and as they progress to school. This will be critical to the success of encouraging residents to take advantage of the local job opportunities.

Relating this back to our Annual Assessment, we recognise that this has the potential to impact on the places that will be available to 2 year olds across Thurrock. The Childcare Sufficiency Officer is working closely with early years providers to ensure that we can meet local demand for both 2, 3 and 4 year old provision.

Current Support to Early Years Providers from School Effectiveness Team:-

- Support pathways for new early years providers
- Visits to local sites (temporarily suspended due to COVID19) to support early years providers
- Liaison with planning department and assets team
- Monitoring new planning applications to ensure early years provision is included in new development as and when required

- We also appreciate councillor support in including early years education and childcare in any new strategic developments

3. Issues, Options and Analysis of Options

Within the Introduction and Background section of the report.

4. Reasons for Recommendation

The reason for the recommendation is that the Department for Education expect us to inform elected members about childcare sufficiency within our borough. This is because The Childcare Act 2006 places a duty on local authorities to make sure that there are enough childcare places within its locality for working parents or for parents who are studying or training for employment, for children aged 0 to 14 (or up to 18 for disabled children). The Childcare Sufficiency Report is a statutory report that must be published on our website and updated annually.

5. Consultation (including Overview and Scrutiny, if applicable)

Future consultation will take place with parents to ensure we have the voice of parents/carers included in any requirements for early education opportunities.

6. Impact On Corporate Policies, Priorities, Performance And Community Impact

6.1 This report contributes to the following corporate priorities:

1. People- a borough where people of all ages are proud to work and play, live and stay
2. Prosperity- a borough which enables everyone to achieve their aspirations

7. Implications

7.1 Financial

Implications verified by: **David May**
Strategic Lead Finance - Schools & DSG

This report is part of the statutory duty as set out in the Childcare Act 2006 which states Local Authorities need to ensure that we are meeting the requirements of early years entitlement with due regard to planning and growth across the Local Authority.

Funding to fulfil this duty is provided by Education Skills Funding Agency (ESFA) through the Dedicated Schools Grant. The funding to the Local Authority is based on take up at the January census each year. Funding to

providers is based on a termly head count and distributed through the local early years funding formula.

7.2 Legal

Implications verified by: **Judith Knight**
Interim Deputy Head of Legal (Social Care and Education)

The Council has a statutory duty under Section 6 of the Childcare Act 2006 to secure sufficient childcare for working parents. The Council is obliged to have regard to the statutory guidance of the Secretary of State. The guidance requires that the Council produce an annual report that is considered by elected members. The format of the report is not prescribed but the guidance suggests it covers provision for specific groups of children, supply and demand, affordability and any gaps in provision.

7.3 Diversity and Equality

Implications verified by: **Natalie Warren**
Strategic Lead Community Development and Equalities

Equality of opportunity is a key principle of all early years' providers; they ensure they meet statutory duties around offering places to all early years children – part of the Ofsted requirement is to evidence how they have ensured equality of opportunity.

7.4 Other implications (where significant) – i.e. Section 17, Risk Assessment, Health Impact Assessment, Sustainability, IT, Environmental

None

8. Appendices to this report:

- Appendix 1: Thurrock Childcare Sufficiency Annual Assessment 2020

Report Author:

Andrea Winstone

Strategic Lead School Effectiveness and SEND

Childcare Sufficiency Assessment (CSA)

THURROCK

September 2020

COPYRIGHT

**Greater London Authority
November 2017**

Template Published by
Greater London Authority
City Hall
The Queen's Walk
More London
London SE1 2AA
www.london.gov.uk
Enquiries 020 7983 4100
Mincom 020 7983 4458
ISBN
Photographs ©

CONTENTS

1. Overall assessment and summary	4
2. Demand for childcare	7
3. Supply of childcare	8
4. Funded early education	17
5. Economic regeneration & new housing	20
6. Prices	23
7. Quality of childcare in our area	24
8. COVID 19	25
9. Methodology	28

1. Overall assessment and summary

Thurrock Council is required by law to ‘report annually to elected council members on how they are meeting their duty to secure sufficient childcare, and make this report available and accessible to parents’. The Council has prepared this report in order to meet this duty¹.

Having sufficient childcare means that families are able to find childcare that meets their child’s learning needs and enables parents to make a real choice about work and training. This applies to all children from birth to age 14, and to children with disabilities. Sufficiency is assessed for different groups, rather than for all children in the local authority.

We use information about childcare sufficiency to plan our work supporting the local childcare economy.’

Overall sufficiency in our area

With the National Census being undertaken in 2021, this will give an opportunity to gain ward level population of children broken down into ages to compare with ward level childcare places.

2 year old Entitlement

There are currently sufficient 2 year entitlement places offered by Thurrock childcare providers. The providers understand the importance of the two year entitlement and what it offers to the most disadvantaged children in Thurrock, enabling them to thrive and achieve, as their peers.

2 year entitlement access, especially in the summer term, can be limited due to parents wishing to stay on waiting lists for their preferred provider, despite places available with other suitable, quality providers.

Universal Entitlement - All 3 & 4 year olds.

We have not received any parental feedback that parents cannot gain a places for their child’s universal entitlement. There still are parents who do not wish their child to access early years education and childcare, by exercising their right to choose for their child not to participate in this non-statutory offer.

30 Hours Entitlement for children of working parents

The access to the additional 15 hours of entitlement funded hours for working parents of 3 & 4 year olds, pre-COVID 19 is on an upward trend.

Schools are slower to offer the 30 hours for working parents. The Council is hopeful to have some advocates to encourage other school early years providers to participate in this offer.

¹ Statutory guidance on Early Education and Childcare, effective from 1 September 2018. The wording of the 2014 statutory guidance, effective until this date, is identical.

With the expected growth of residential housing particularly in Chadwell St Mary, Corringham, Fobbing, East Tilbury and Orsett wards in the next 5 years, and strategic development around the Lakeside/Purfleet areas, it is imperative that early years education and childcare places out of school wrap around and holiday care, are all considered alongside primary and secondary pupil places for working parents and to meet the Council's sufficiency obligations.

In some areas of Thurrock we have limited atypical hours to offer parents. The local regional shopping centre is open seven days a week, opening as early as 8.00am on some days, and closing as late as 10.00pm. There is scope for supporting these parents to access work, particularly if they have no wider family or friends to help out. Other local employers offer shift or weekend work, which are based in Thurrock, who offer parents employment opportunities.

The majority of schools now offer at least a breakfast club, although this tends to be for the reception age children upwards, despite offering nursery provision. This may be a cultural mind-set that teachers do not participate in the classroom before or beyond the traditional school day. The availability of appropriate staff outside this core time is challenging to some, while others embrace the challenge to overcome the barriers for parents to find suitable childcare to enable access to work or training.

Some areas of Thurrock, such as Aveley Village, do not have access to after school/holiday provision other than limited childminder places. Anecdotally, it has been reported that parents in Aveley Village who work, or are in full time training or education, choose their primary school with this in mind. It would be advisable that any childcare provider who intends to develop an out of school provision in such areas liaise with their local school to determine demand for this type of provision.

Most childminders offer the wrap around care to the school day where their capacity permits, however, some childminders prefer not to offer holiday childcare if they are caring for their own children, particularly if their own children are older.

Most childcare providers in Thurrock practice inclusion in their practice, however, the barrier still remains in some instances, particularly with providers offering a limited number of places where additional support is necessary, which may impact on care and learning, given to other children in their provision.

We are currently exploring strategies to assist working parents of disabled children to access out of school provision, while alleviating additional demands on parents and providers.

Thurrock Council will continue:

- 1.1 *To support further early years & childcare development across the borough where re-generation and new housing is taking place.*
- 1.2 *To consider early education future needs before decision are taken in relation to capital assets across the Local Authority*

- 1.3 *To support sessional providers to offer, or access wrap around care in partnership, for working parents*
- 1.4 *To encourage providers including schools to participate in the 30 hours entitlement offer to enable more working parents to access their full entitlement.*

2. Demand for childcare

Population of early years children

In total, there are 13,195* children under the age of five living in our local authority. These children may require early years childcare.

Numbers by age

Age	Number of children
Age 0	2544
Age 1	2623
Age 2	2738
Age 3	2696
Age 4*	2594

* Some four-year-olds will have started reception

Population of school age children

In total there are 18,015 children aged 5-11, and 6645 children aged 12-14 living in our local authority. These children may require childcare before and after school, and/or during the school holidays.

Numbers by age

Age	Number of children
Age 5	2626
Age 6	2692
Age 7	2659
Age 8	2492
Age 9	2484
Age 10	2624
Age 11	2438
Age 12	2273
Age 13	2246
Age 14	2126

Changes to population of children in our area

Since 2016, population of early years children has increased by 2.79%.

Since 2016, population of school age children to age 14 has increased by 9.90%.

Since 2016, population of school age children to age 16 has increased by 9.32%.

Number of children with special educational needs and disabilities

Children with special education needs and disabilities (SEND) are entitled to support with childcare up to the age of 18 (age 14 for children who do not have a special need or disability). The number of children with an Education, Health and Care (EHC) plan in our local authority is:

Age	Number of children
-----	--------------------

Birth to school age	61
Primary school (reception to year six)	724
Secondary school (year seven to thirteen)	764

Children's needs change over time and are identified at different ages. Among the youngest children, SEND may only be identified when they start in childcare or school, and it can take some time from problems being identified to an EHC plan being issued. It is therefore possible that the number of children with SEND aged 0-4 is an underestimate. Some children have SEN but do not have an EHC plan.

3. Supply of childcare

Number of early years providers and places

In total, there are **254** childcare providers in our local authority, offering a maximum of **3786** early years early education and childcare registered places:

Specific 2 year old entitlement children places offered by providers eligible to deliver these places.

Ward	Total plcs offered by ward Spring 2020	Spring 2020 Target based on March 2020 DWP	Surplus/ Deficit in priority order March 2020 DWP	Outstanding developments not yet realised	Suplus/Deficit Mitigated by
Tilbury Riverside & Thurrock Park	49	80	-31	0	*see Chadwell St Mary
Belhus	42	58	-16	0	see Ockendon
The Homesteads	4	7	-3	0	see SLHW & SECT
Orsett	6	8	-2	0	
Tilbury St Chads	64	64	0	11	
Corringham & Fobbing	13	12	1	0	
Little Thurrock Blackshots	21	16	5	0	see Stifford Clays
W Thurrock, South Stifford	80	75	5	0	
East Tilbury	49	42	7	0	
Aveley & Uplands	50	41	9	0	
Stifford Clays	22	13	9	0	see Little Thurrock Blackshots
Chafford & North Stifford	31	20	11	0	
Grays Riverside	102	87	15	0	

Stanford East & Corr Town	48	32	16	0	see The Homesteads
Little Thurrock Rectory	40	21	19	0	
Ockendon	63	44	19	0	see Belhus
Grays Thurrock	67	45	22	0	
South Chafford	44	17	27	0	
Stanford le Hope West	48	20	28	0	see The Homesteads
Chadwell St Mary	100	69	31	0	See Tilbury Riverside/Thurrock Park
Total	943	771			

Place surplus for Spring 2020

172

Total Developments to be realised

11

Place surplus for Spring 2020 including developments to be realised

183

% of March 2020

DWP places

available for Spring 2020 **122.3**

1

*There is also a childcare provision in development in the Tilbury Riverside & Thurrock Park ward not yet Ofsted registered so is not included in place development figures.

Childminders*

Ward	Number of providers	Number of registered places	0-2 years registered places	2-3 years registered places	3-5 years registered places	Total 0-5 registered years places
Aveley & Uplands	6 (4)	21 (9)	7 (3)	5 (3)	9 (3)	21 (9)
Belhus	3 (2)	9 (0)	3 (0)	2 (0)	4 (0)	9 (0)
Chadwell St Mary	3 (6)	8 (12)	2 (4)	2 (1)	4 (7)	8 (12)
Chafford and North Stifford	17 (5)	69 (3)	16 (1)	24 (1)	29 (1)	69 (3)
Corringham & Fobbing	1 (2)	6 (6)	2 (2)	1 (1)	3 (3)	6 (6)
East Tilbury	4 (1)	13 (3)	4 (1)	2 (1)	7 (1)	13 (3)

Grays Riverside	11 (3)	31 (5)	11 (2)	5 (1)	15 (2)	31 (5)
Grays Thurrock	7 (4)	22 (6)	7 (2)	7 (2)	8 (2)	22 (6)
Little Thurrock Blackshots	8 (5)	30 (9)	10 (3)	7 (2)	13 (4)	30 (9)
Little Thurrock Rectory	3 (3)	9 (3)	3 (1)	2 (1)	4 (1)	9 (3)
Ockendon	8 (4)	30 (9)	10 (3)	7 (1)	13 (5)	30 (9)
Orsett	5 (0)	19 (0)	6 (0)	3 (0)	10 (0)	19 (0)
South Chafford	11 (4)	39 (9)	14 (3)	12 (1)	13 (5)	39 (9)
Stanford East Cor Town	5 (2)	11 (5)	4 (3)	3 (1)	4 (1)	11 (5)
Stanford le Hope West	2 (4)	16 (10)	6 (4)	3 (2)	7 (4)	16 (10)
Stifford Clays	4 (0)	14 (0)	6 (0)	2 (0)	6 (0)	14 (0)
The Homesteads	5 (0)	21 (0)	7 (0)	6 (0)	8 (0)	21 (0)
Tilbury Riverside & Thurrock Park	2 (4)	6 (7)	2 (3)	1 (1)	3 (3)	6 (7)
Tilbury St Chads	1 (1)	3 (3)	1 (1)	1 (1)	1 (1)	3 (3)
West Thurrock South Stifford	11 (4)	34 (11)	12 (4)	11 (3)	11 (4)	34 (11)
Total	117 (58)	411 (110)	133 (40)	106 (23)	172 (47)	411 (110)

() data shown in brackets denotes those childminders not delivering entitlement and their places, but registered for 0-5 children.

bPrivate, Voluntary and Independent Nurseries & Pre-schools

<i>Ward</i>	<i>Number of providers</i>	<i>Number of registered places</i>	<i>0-2 years registered places</i>	<i>2-3 years registered places</i>	<i>3-5 years registered places</i>	<i>Total 0-5 years registered FTE Places**</i>
Aveley & Uplands	3	116	9	29	78	116
Belhus	2	66	12	18	36	66
Chadwell St Mary	5	210	33	74	103	210
Chafford and Nth Stifford	2	148	21	35	92	148
Corringham & Fobbing	1	26	0	1	18	19**
East Tilbury	2	150	12	39	91	142**
Grays Riverside	4	221	30	74	117	221
Grays Thurrock	4	172	44	77	51	172
Little Thurrock Blackshots	1	32	0	6	26	32
Little Thurrock Rectory	2	90	0	22	58	80**
Ockendon	3	143	9	38	80	127**
Orsett	1	26	0	0	16	16**
South Chafford	2	158	42	26	90	158
Stanford East Cor Town	5	191	0	44	134	178**
Stanford le Hope West	5	185	37	46	109	192**
Stifford Clays	1	46	0	11	30	41**
The Homesteads	0	0	0	0	0	0
Tilbury Riverside &	2	105	12	23	70	105

Thurrock Park						
Tilbury St Chads	2	75	15	25	35	75
West Thurrock Sth Stifford	4	226	36	60	130	226
Total	51	2386	311	648	1364	2323**

** Not all providers open for 5 days per week and therefore the total number of places available (expressed as registered place equivalent) does not equate to the providers number of registered places in relevant wards).

Nursery Classes in Schools

Ward	Number of providers	Number of registered places	0-2 years registered places	2-3 years registered places	3-5 years registered places	Total
Aveley & Uplands	2	56	0	0	56	56
Belhus	4	104	0	0	104	104
Chadwell St Mary	0	0	0	0	0	0
Chafford and North Stifford	1	52	0	0	52	52
Corringham & Fobbing	1	40	0	6	34	40
East Tilbury	0	0	0	0	0	0
Grays Riverside	1	52	0	0	52	52
Grays Thurrock	3++	76	3	18	55	76
Little Thurrock Blackshots	1	26	0	0	26	26
Little Thurrock Rectory	1	30	0	0	30	30
Ockendon	2	52	0	0	52	52
Orsett	1	35	5	6	24	35
South Chafford	3	78	0	0	78	78

Stanford East Cor Town	1	30	0	6	24	30
Stanford le Hope West	1	30	0	0	30	30
Stifford Clays	1	36	0	7	29	36
The Homesteads	0	0	0	0	0	0
Tilbury Riverside & Thurrock Park	2	78	0	0	78	78
Tilbury St Chads	1	52	0	0	52	52
West Thurrock South Stifford	2	52	0	0	52	52
Total	28	879	8	43	828	879

++ Included in this figure is a private provider working with the school to deliver early years places 0-2 years complementing the school offer.

Total All Providers

<i>Ward</i>	<i>Number of providers</i>	<i>Number of registered places</i>	<i>0-2 years registered places</i>	<i>2-3 years registered places</i>	<i>3-5 years registered places</i>	<i>Total 0-5 years Registered Places</i>
Aveley & Uplands	11 (4)	193 (9)	16 (3)	34 (3)	143 (3)	193 (9)
Belhus	9 (2)	179 (0)	15 (0)	20 (0)	144 (0)	179 (0)
Chadwell St Mary	8 (6)	218 (12)	35 (4)	76 (1)	107 (7)	218 (12)
Chafford and North Stifford	20 (5)	269 (3)	37 (1)	59 (1)	173 (1)	269 (3)
Corringham & Fobbing	3 (2)	72 (6)	2 (2)	8 (1)	55 (3)	65** (6)
East Tilbury	6 (1)	163 (3)	16 (1)	41 (1)	98 (1)	155** (3)
Grays Riverside	16 (3)	304 (5)	41 (2)	79 (1)	184 (2)	304 (5)

Grays Thurrock	14 (4)	270 (6)	54 (2)	102 (2)	114 (2)	270 (6)
Little Thurrock Blackshots	10 (5)	88 (9)	10 (3)	13 (2)	65 (4)	88 (9)
Little Thurrock Rectory	6 (3)	129 (3)	3 (1)	24 (1)	92 (1)	119** (3)
Ockendon	13 (4)	225 (9)	19 (3)	45 (1)	145 (5)	209** (9)
Orsett	7 (0)	80 (0)	11 (0)	9 (0)	50 (0)	70** (0)
South Chafford	16 (4)	275 (9)	56 (3)	38 (1)	181 (5)	275 (9)
Stanford East Cor Town	11 (2)	232 (5)	4 (3)	53 (1)	162 (1)	219** (5)
Stanford le Hope West	8 (4)	231 (10)	43 (4)	49 (2)	146 (4)	238** (10)
Stifford Clays	6 (0)	96 (0)	6 (0)	20 (0)	65 (0)	91** (0)
The Homesteads	5 (0)	21 (0)	7 (0)	6 (0)	8 (0)	21 (0)
Tilbury Riverside & Thurrock Park	6 (4)	189 (7)	14 (3)	24 (1)	151 (3)	189 (7)
Tilbury St Chads	4 (1)	130 (3)	16 (1)	26 (1)	88 (1)	130 (3)
West Thurrock South Stifford	17 (4)	312 (11)	48 (4)	71 (3)	193 (4)	312 (11)
Total	196 (58)	3676 (110)	453 (40)	797 (23)	2364 (47)	3614 (110)

() data shown in brackets denotes those childminders not delivering entitlement and their places, but registered for 0-5 children.

** Not all providers open for 5 days per week and therefore the total number of places available (expressed as registered place equivalent) does not equate to the providers number of registered places in relevant wards).

The data in these tables were correct on: 31 March 2020

* Some childminder places may also be available for older children.

For private, voluntary and independent nurseries and childminders, the number of registered places represents the maximum number of children who can be on the premises at any given time. In practice, some providers choose to operate below their number of registered places.

Children may attend childcare full time or part time. This table records places for children who are attending full time, or for as many hours as the setting is open. In some cases, two or more children attending part time may use one full time equivalent place. For example, one child may attend in the morning and one child may attend in the afternoon.

There are no Maintained Nursery Schools in Thurrock.

Early years atypical hours

Childcare is most commonly delivered during the typical working day – between 8am and 6pm on weekdays. Some parents require childcare outside these times in order to fit with their work or other responsibilities.

The number of providers offering childcare for atypical hours in our local authority is:

Type of provision	Number of providers	Available before 8am weekdays	Available after 6pm weekdays	Available weekends ²	Offer Overnight Care
Childminders	137	51	51	13	13
Nursery classes in schools with BC/AS	27	10	3	0	0
Private, voluntary and independent nurseries	30	13	13	0	0

+ Of those providers supplying this information

¹ This includes availability at any time during the weekend, not necessarily for the whole weekend

Number of school age providers and places

In total, there are **198** providers of childcare for school age children during term time, and **121** providers of childcare for school age children during the holidays. Of the total number, **171** childminders may provide care for school age children during term time.

Type of provision	Number of providers	Number of registered places
Breakfast club – Primary school	34	973
Breakfast club – Secondary school	0	0
Breakfast care Childminders*	113	367
Breakfast club -Private and Voluntary and Independent Providers (PVI's)	14	433
Total Breakfast Care	161	1773

After-school club – Primary school	14	470
After-school club – Secondary school	0	0
After School care - Childminders*	169	534
After school club - Private and Voluntary and Independent Providers	15	466
Total After School Care	198	1470
Holiday club - Primary school	3	100
Holiday club - Secondary school	0	0
Holiday care - Childminders*	107	366
Holiday club - Private and Voluntary and Independent Providers	11	387
Total Holiday Care	121	853

* Childminder data is difficult to break down in to specific places for breakfast, afterschool due to lack of meaningful response numbers from this group of providers to Provider Audit requests. We can assume that if a childminder only offers term time care, this will reduce the number of holiday care places offered and is shown as such.

Tracking supply of childcare for school age children is difficult because not all of this type of provision is registered with Ofsted. It is possible that we have under-counted the provision of breakfast and afterschool clubs and holiday clubs. Parents may also use provision which is not considered ‘childcare’, for example sports or arts clubs after school or in the holidays.

School age atypical

Childcare is most commonly delivered during the typical working day – between 8am and 6pm on weekdays. Some parents require childcare outside these times in order to fit with their work or other responsibilities.

The number of providers offering childcare for atypical hours in our local authority is:

<i>Type of provision</i>	<i>Number of providers</i>	<i>Available before 8am weekdays</i>	<i>Available after 6pm weekdays</i>	<i>Available weekends³</i>
Breakfast club – primary school	44	31	N/A	0
After-school club – primary	29	N/A	13	0
Breakfast club – secondary school	0	0	N/A	0
After-school club – secondary school	0	N/A	0	0
Holiday club	14	9	8	0
Childminders- EYS	175	25	50	11
Primary		15	8	11

³ This includes availability at any time during the weekend, not necessarily for the whole weekend

4. Funded early education

Introduction to funded early education

Some children are entitled to free childcare, funded by the government. These entitlements are for minimum of 38 weeks per year.

- All children aged 3 and 4 are entitled to 15 hours per week until they start reception class in school
- Children aged 3 and 4, where both parents are working or from lone parent families where that parent is working, are entitled to 30 hours per week until they start reception class in school⁴
- Children aged 2 whose families receive certain benefits (including low income families in receipt of in-work benefits), or those who meet additional non-economic criteria, are entitled to 15 hours per week. Nationally, about 40% of 2 year olds are entitled to this offer, but the proportion varies by area.

Parents do not have to use all the hours of their funded entitlement. They may choose to split them between providers. With the agreement of their provider, parents may also spread them across the year – for example, rather than taking 15 hours for 38 weeks a year they could take just under 12 hours for 48 weeks a year.

Supply of early education and childcare places entitlement places

In total, there are **196** childcare providers in our local authority, offering a maximum of **3676** early years early education and childcare entitlement places:

Proportion of 2-year-old children eligible through financial criteria entitled to funded early education as at 31 March 2020

In our local authority, 28.16 % of 2 year olds were entitled to funded early education as at 31 March 2020.

From Summer Term 2019 to end of Spring Term 2020 a total of 1786 eligible children accessed 2 year old entitlement funded places.

Take up of funded early education

The proportion of eligible children taking up their funded place (for at least some of the available hours) in our local authority is:

Breakdown of funded early education take up by age of children

Age	% of eligible children
Age 2*	73%
Age 3	88%
Age 4	98%
Age 3 and 4	93%

⁴ Available to families where each parent (or one parent in a single adult household) are earning the equivalent of working sixteen hours per week on the minimum wage up to a maximum of £100,000 each.

The data in the table above is based on Department for Education data in January 2020 revised July 2020, and population by age, *or in case of two year entitlement local data

3 and 4 year old funded entitlement applications

Parents who think they are entitled to a 30 hour extended hours place apply for this online through the Government's Childcare Support website. The same website is used to apply for tax free childcare and parents can apply for either or both. If a parent is eligible, the system creates a code which they can use with their chosen childcare provider. If they are ineligible, they will still be entitled to the universal 15 hours of early education and childcare.

The number of 3 & 4 year old children eligible for a 30 hour place as at end of Spring Term, 31 March 2020 was 1163 of those 79.62% accessed a place*.

*This data is based on live data Thurrock Council for Spring Term 2019.

COVID 19 - Parents have had codes agreed but due to the pandemic have chosen to not send their child to their placement which has had an effect on the numbers of children in a placement. Some of placements also closed due to the pandemic.

This last term it has been agreed to take codes that were submitted late. This applied in particular to our critical workers and affected our data as we paid some codes which were very late.

In addition to this, to minimise the risk to our placements we agreed to match funding from the previous term so no placement had a reduction in funding.

Providers offering funded early education places

Providers are paid directly by government for delivering funded early education. They are not required to offer them to parents, but of course parents may choose to use a different provider if they do not. Some providers offer a restricted number of funded places.

Comparing take up of funded early education over time

Age	2020	2019*	2018*	2017*
Age 2 – targeted	71%	79%	69%	73%
Age 3 and 4	93%	91%	89%	92%

*January Census

Age	2020	2019*	2018*	2017*
Age 2 – targeted	73%	79%	74%	80%
Age 3 and 4	93%	91%	89%	92%

*As at 31.03

Comparisons to other local authorities

Age	Thurrock	Medway	Essex	East of England	England
Age 2 – targeted	71%	54%	69%	71%	69%
Age 3 and 4	93%	91%	97%	94%	94%

Jan census 2020

For 2 year entitlement place take up, nationally of 152 Local Authorities, Thurrock is placed 69 in 2019.

5. Economic regeneration & new housing

Economic regeneration and new homes supply will increase demand for childcare.

It is imperative that new housing developments are taken into account when planning any new early education and childcare places.

The table below indicates the extent of current development in Thurrock broken down by ward. Developments of more than twenty units per development, are noted only.

Ward	Potential Development (of more than 20 units) 0-5 years	
	Planning Permission or ongoing development	Further proposed units as at March 2020
Aveley & Uplands	0	0
Belhus	0	0
Chadwell St Mary	43	343
Chafford & North Stifford	0	0
Corringham and Fobbing	0	750
East Tilbury	0	1000
Grays Riverside	124	0
Grays Thurrock	128	0
Little Thurrock Blackshots	0	75
Little Thurrock Rectory	61	0
Ockendon	230	0
Orsett	0	750
South Chafford	203	0
Stanford East Corringham Town	0	34
Stanford le Hope West	279	0
Stifford Clays	0	0
The Homesteads	0	0
Tilbury Riverside & Thurrock Park	52	161
Tilbury St Chads	0	0
West Thurrock South Stifford	558**	

** In addition as follows

Total 2850 units planned for the new Purfleet Centre.

Total 2500 units planned for Arena Essex project.

Both fall within the West Thurrock South Stifford ward, however the Purfleet Locality requires its designated early years provision, due to the industrial sprawl between West Thurrock and Purfleet.

Supporting economic wellbeing

Accessible and affordable childcare supports families to work and good quality early years experience supports children's cognitive and emotional development, aiding transition between home and the early years setting and improving school readiness. For some families, the need for good quality, accessible and affordable childcare is at

least partially satisfied by informal childcare arrangements such as with family and friends, but for no means all. Single parent households and families without established social structures may not have access to informal childcare. For those that do, informal childcare may not support the social and cognitive outcomes associated with good quality formal early years development and learning.

Supporting children to achieve their potential

In 2008, a Joseph Rowntree report concluded that appropriate childcare could move between 0.17% and 50% of children out of poverty. A 2012 DfE research report evidenced that early education starting at an early age had a direct impact on the attainment of children.

The body of evidence is large and growing; a quality early years experience can boost children’s all-round development, and is particular beneficial for least advantaged children.

The economy

From April 2019 to March 2020, 11.3% of households in Thurrock were defined as workless, this compares to 11.9% in the East region and 13.9% nationally. Employment levels are slightly higher when compared to the regional and national average figure for employment.

Economic activity rates April 2019 to March 2020. Labour Force Survey estimates presented cover the survey reference period ending February 2020, prior to the implementation of the coronavirus (COVID-19) social distancing measures.

All People:	Thurrock	East Region	Great Britain
Economically active	80.8 %	80.5%	79.1%
In employment	76.6%	77.9%	76%
Employees	66.3%	66.5%	64.9%
Self Employed	10.3%	11.2%	10.8%
Unemployed	4.5%	3.2%	3.9%

Economic Inactivity rates April 2018 to March 2019

All People:	Thurrock	East Region	Great Britain
Economically inactive	19.2%	19.5%	20.9%
Wanting employment	12.9%	20.8%	20.8%
Not wanting employment	87.1%	79.2%	79.2%

Earnings by Residence (2019)

	Thurrock £	East Region £	Great Britain £
Gross weekly pay	632.4	610.4	587.0
Hourly pay- excluding overtime	15.42	15.33	14.88

(source- ONS annual population survey, NOMIS)

<https://www.nomisweb.co.uk/reports/lmp/la/1946157204/report.aspx#ps>

6. Prices

Prices of early school years childcare

For early years childcare outside the funded entitlements, we report on average prices per hour, reported to us by settings.⁵ There may be variations to prices based on the number of hours a family uses, with reductions for longer hours, or discounts for sibling groups. There may be additional payments for additional services, e.g. lunch and other meals which are not included in these prices.

Price per hour	Private, voluntary and independent nurseries	School and maintained nursery schools which make charges to parents	Childminders
0 and 1 year olds	£6.79	£N/A	£4.91
2 year olds	£6.13	£4.39	£4.78
3 and 4 year olds	£5.69	£4.63	£4.73

Prices of school age childcare

For school age children during term time, we report on average prices before school per day, after school per day, and for childminding per hour. For holiday childcare, we report on holiday club prices per week.

Setting and price unit	Price
Breakfast club per day	£4.11
After-school club per day	£12.65
School age childminder per hour	£4.69
Holiday club per week	£186.57

Comparing childcare prices over time

Price per hour		Type of childcare		
Age	Year	Private, voluntary and independent nurseries	School and maintained nursery schools which make charges to parents	Childminders
0 and 1	This year	£ 6.79	£ N/A	£ 4.91
	Year -1	£ 6.54	£ N/A	£ 4.92
	Year -2	£ N/A	£ N/A	£ N/A
2	This year	£ 6.13	£ 4.39	£ 4.78.
	Year -1	£ 6.04	£ 4.55	£ 4.97
	Year -2	£ N/A	£ N/A	£ N/A
3 and 4	This year	£ 5.69	£ 4.39	£ 4.73
	Year -1	£ 5.66	£ 4.55	£ 4.65
	Year -2	£ N/A	£ N/A	£ N/A

⁵ Details of how we collect this data are in the methodology section below

7. Quality of childcare in our area

Ofsted inspection grades

All childcare providers must register with and be inspected by Ofsted, who give them an overall grade for the quality of their provision. Childminders and private and voluntary providers are on the Early Years Register, and schools and standalone maintained nursery schools are on the Schools register. The grades for both registers are equivalent. Schools with nurseries have an overall inspection grade for the whole school and most also have a separate early years grade.

Both schools and early years providers have four possible Ofsted grades: ‘outstanding’, ‘good’, ‘requires improvement’, and ‘inadequate’.⁶ Some providers are still awaiting their first full inspection. These providers are excluded from our calculation.

Nursery classes in independent schools do not generally have an Ofsted grade.

Type of provision	Total number of providers with Ofsted inspection judgements	% achieving good or outstanding
Childminders	105	92%
Nursery classes in schools *	27	93%
Maintained nursery schools	0	0%
Private and voluntary nurseries	47	93%
Total	179	93%

* Early years grade if available, otherwise overall school grade (including 2 special schools who admit early years pupils)

Providers with met/not met grade

When providers do not have any children on site at the time of their first inspection, they are given an Ofsted grade of ‘met’ or ‘not met’. This shows whether they are meeting the requirements for Ofsted registration.

Comparisons to other local authorities

% of providers ‘good’ or ‘outstanding’	Thurrock	Medway	Essex	East of England	England
Childminders	92%	97%	96%	96%	96%
Childcare on Non Domestic Premises	93%	98%	96%	96%	97%

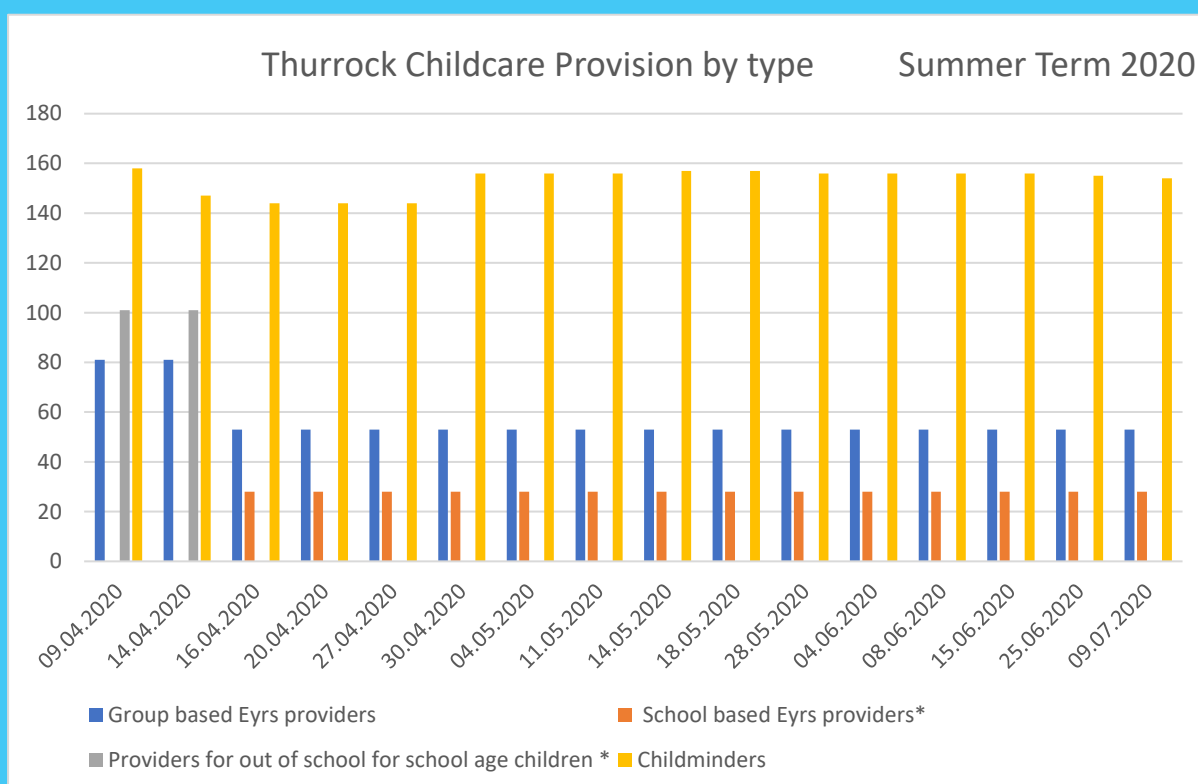
⁶ For more information see <https://www.gov.uk/government/statistics/childcare-providers-and-inspections-as-at-31-march-2020>

8. COVID 19

Sufficiency & COVID19

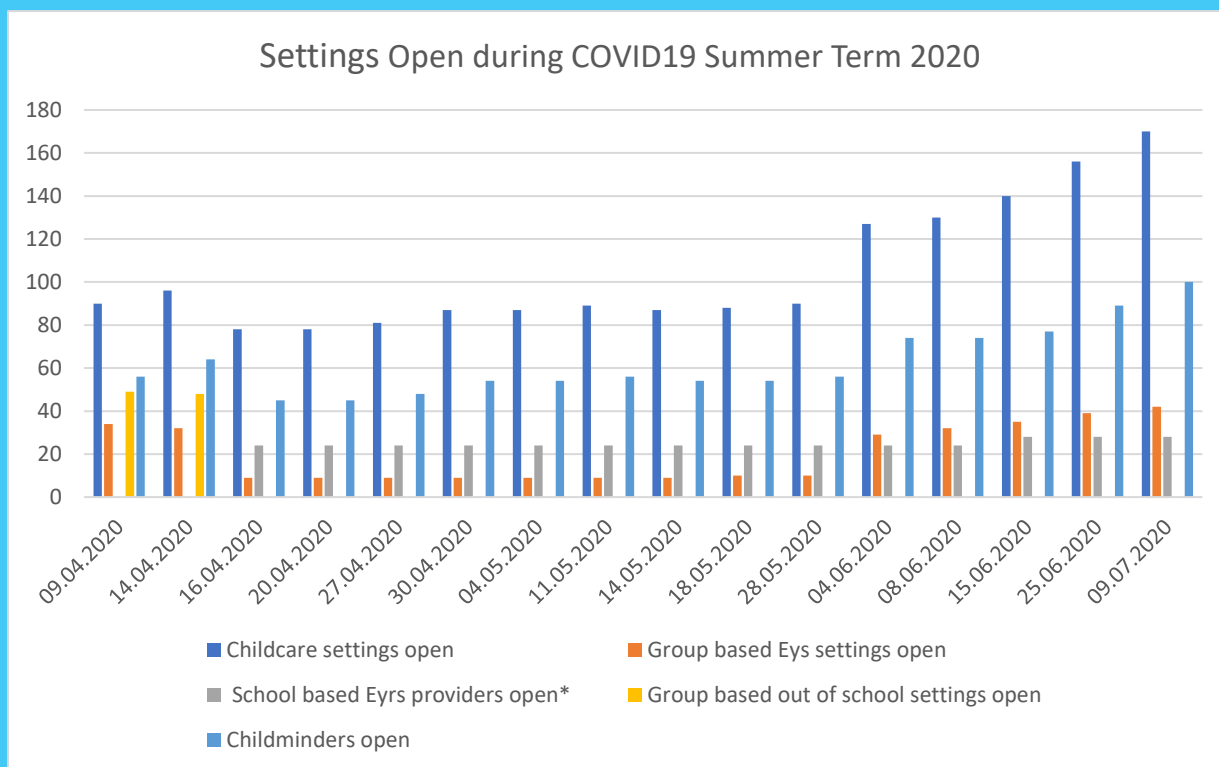
Although the Childcare Sufficiency Assessment for this year covers up to the Spring Term 2020, needless to say we cannot complete any assessment without the mention of the Coronavirus pandemic which has impacted the whole of the U.K. and World so dramatically. Childcare became an important part of the critical worker support during this time, while we must acknowledge the tremendous loss of life and the selfless workers who carried the country through this worrying time. During the whole period of the pandemic, this data represents sufficient places were available to match demand.

The graph below demonstrates the childcare provision in Thurrock prior to the COVID19 Lockdown.

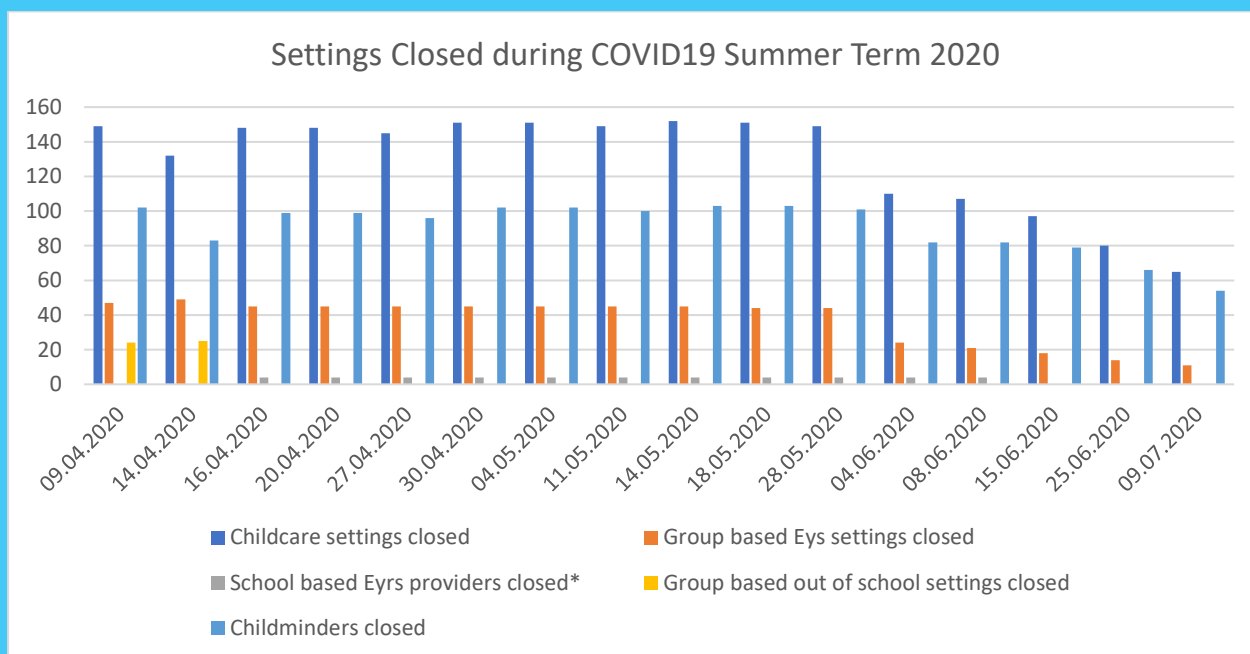


* The DfE modified the data collected from Councils as of 16 April 2020 onwards, they no longer required breakfast club/after school provision included – hence the number of providers looking slightly lower than previously. An additional collection of school based early years provider data was introduced 16 April 2020.

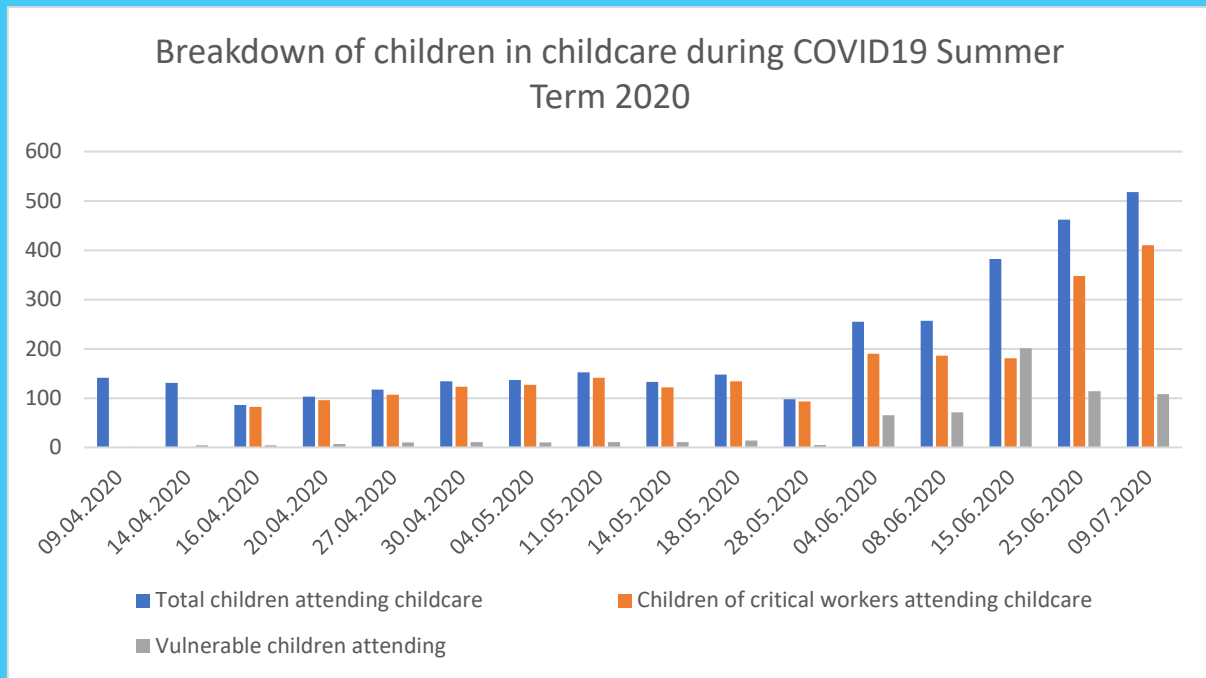
The information on the following page is based on data collected via telephone from childcare settings during the COVID19 outbreak in Summer Term 2020 for Department for Education (DfE), reported as the dates indicated. The lowest number of childcare settings open fell over the two weeks following the Easter weekend, and was due to the fall in childminder provision and group based early years settings open during and immediately after the Easter Holiday. It was at this time the school based early year’s provider data started to be collected.



The information below shows a peak average of 151 providers closed during the six weeks commencing 30 April to 28 May 2020. From that point the data demonstrates the return of settings opening.



The information on the following page demonstrates the breakdown of children accessing provision in regards to children of critical workers and vulnerable children against the overall total of those accessing. For the majority of the pandemic, vulnerable children were less likely to be accessing provision. It's not until the beginning of June we see uptake of vulnerable children places grow alongside children of critical workers.



9. Methodology

- Number of children: based on population projections from <https://www.ons.gov.uk/peoplepopulationandcommunity/populationandmigration/populationprojections/bulletins/subnationalpopulationprojectionsforengland/2016based>
Figure 6: Population age structure by single year of age and sex for local authorities, counties, regions and England as a whole, mid-2016 to mid-2041
- Children with EHC plans: based on data held by Thurrock Council
- Supply of childcare: based on data provided to us by Ofsted who regulate early years provision in schools and childcare provision, and Thurrock Council data. In some cases, we have supplemented this with local intelligence where providers are not registered with Ofsted.
- Vacancy rates: This data is not available for this Assessment
- Childcare for parents working atypical hours: data held by Thurrock Council
- Funded early education: data on take up of funded early education entitlements is based on the Early Years and Schools Censuses, which are taken every January and published by the Department for Education in the statistical collection *Education provision: children under five years of age*. Data on entitlement to a funded early education place for 2 year olds is provided by the Department for Work and Pensions and local authority data
- Price of childcare: Collected by Provider Audit Spring Term 2020
- Quality of childcare: data on childcare quality is provided by Ofsted.
- Data from providers and parents: This has not been undertaken in time for this Assessment as we have changed our Survey Portal during the Assessment period

Other formats and languages

For a large print, Braille, disc, sign language video or audio-tape version of this document, please contact us at the address below:

Public Liaison Unit

Greater London Authority

City Hall

The Queen's Walk

More London

London SE1 2AA

Telephone **020 7983 4000**

www.london.gov.uk

You will need to supply your name, your postal address and state the format and title of the publication you require.

If you would like a summary of this document in your language, please phone the number or contact us at the address above.

This page is intentionally left blank

12 November 2020	ITEM: 7
Extraordinary Children’s Services Overview and Scrutiny Committee	
Inspire 2019/2020 Report	
Wards and communities affected: All	Key Decision: N/A
Report of: Kate Kozlova-Boran, Strategic Lead – Employability and Skills	
Accountable Assistant Director: Michele Lucas, Assistant Director – Education and Skills	
Accountable Director: Sheila Murphy – Corporate Director of Children’s Services	
This report is Public	

Executive Summary

This report outlines the work that has been undertaken by Inspire in the academic year 2019-2020. It provides an overview of the work against the key services in Inspire.

1. Recommendation(s)

- 1.1 **O&S to scrutinise the work that has been undertaken by Inspire in 2019-2020 and offer challenge and support.**
- 1.2 **O&S to consider how they could support the various Inspire services, especially when faced with the challenges of the pandemic.**

2. Introduction and Background

- 2.1 This report sets out the work of Inspire Your Future which is our integrated Youth Hub working with young people 16-19 and up to 25 with additional needs. As we continue to navigate a very difficult landscape due to Covid 19 we cannot underestimate the significant challenges this presents to our young people 16-25 around gaining employment. We recognise that youth unemployment has increased significantly and that nationally the pandemic has had a disproportionate impact on this age group. Clearly our focus has to be on supporting these young people going forward. We have a strong track record around delivery of programmes, evidenced by our successful On Track Thurrock programme which has provided bespoke tailored programmes to support skills development. However this needs to work in conjunction with our local businesses to identify the vacancies and employment opportunities

going forward. The Adult Community College will also provide support for this on our programme of continual learning.

2.2 Thurrock has maintained its strong commitment to ensuring that young people can access an integrated youth offer which incorporates the following:-

- Inspire - Careers focuses on supporting Thurrock young people in the Skills agenda by providing a high quality careers service which is Matrix (the national quality assurance assessment) it offers impartial careers advice to young people aged 13-18 and up to 25 with Special Education Needs and Disabilities (SEND).
- Inspire - Skills builds on developing employability skills of Thurrock young people by bringing the world of education to the world of work, this is undertaken via our Careers Enterprise work which links business to schools to support with careers information advice and guidance.
- Inspire – Head Start Housing provides suitable accommodation for care leavers.
- Inspire – Return Home Interview service provides opportunities for missing young people to talk about who, what, where and when to enable coherent, intelligence led interventions.
- Inspire - Youth and Outdoor Team develops young people's confidence by using informal education thus preparing our young people to be resilient as they enter the world of work.
- Inspire – Post 16 SEND works closely with young people with SEND to enable them to access the educational, training and employment opportunities available in Thurrock and looks to provide opportunities for SEND young people of the borough.

2.3 Inspire Thurrock Careers (ITC) work effectively to deliver Careers, Education, Information, Advice and Guidance (CEIAG) to schools in Thurrock under the Section 42A and 45A of The Education Act 1997. Additionally, ITC provide impartial CEIAG to schools as a traded service under the duties of The Education Act 2011. Our statutory responsibilities derive from the 2008 Education and Skills Act (ESA 2008) to make available such services as it considers appropriate to encourage, enable or assist the effective participation in education or training and to collect information about young people in their area in order to identify those who are not participating, or who are at risk of not doing so, and to target resources on those who need them most.

2.4 In providing this duty Inspire Thurrock Careers have successfully kept the NEET and Unknown 16-18 year old figure at 2.5% at end September (compared with 6.2% nationally and 7% statistical neighbours). All three annual reports to Department for Education (Activity Survey, Intended Destinations and September Guarantee) had 100% completion satisfying our statutory duty on tracking and encouraging participation in EET whilst making sure that every single young person in Thurrock had an offer of an education place in September 2020. Thurrock is placed 4th Local Authority in the

country for its combined NEET and Unknown figure, which is a fantastic achievement.

- 2.5 ITC has successfully applied and awarded external funding with National Apprenticeship Service, Make Happen to run programmes encouraging young people into HE, apprenticeships, delivering inspiring apprenticeship and HE awareness assemblies and apprenticeship application workshops. Much of this work due to Covid has been undertaken on digital platforms – engagement figures are being collated to provide evidence of learning from the sessions which will be used to inform the future development of the programmes.
- 2.6 During the Covid-19 pandemic ITC worked closely with our Year 11 and Year 13 students by contacting our young people on an individual basis and creating a Results Day 2020 Aftercare Support Guide which was very well received by all students.
- 2.7 ITC are intensively working with NEET LAC young people by providing weekly innovative Employability workshops, participating in DofE scheme and Prince's Trust teams. This links with our work around Headstart Housing which provides good quality accommodation for our care leavers.
- 2.8 During Covid-19 ITC has provided careers and employability advice from the Inspire Youth Hub, virtually from March 2020 to August 2020, and a blended delivery including some physical meetings from September 2020 ensuring that the most vulnerable are provided with tailored support to enter EET.
- 2.9 Inspire - Head Start Housing is responsible for the provision of suitable accommodation for care leavers. Head Start Housing's remit has extended to include Sanctuary Housing which provides hostel accommodation, as well as provision for Care leavers with special educational needs and or disabilities and a mental health condition(s).
- 2.10 Head Start and the Housing Directorate has identified 3 properties to purchase and modify, for exclusive use by care leavers. The first property, in Grays, should be ready for tenants to move in early November. The second property, in South Ockendon, should be ready for tenants to move in early January 2021.
- 2.11 Head Start is working towards all properties having wifi, council tax relief applied, TV licence, a welcome pack, communal cleaning and garden maintenance as standard.
- 2.12 An equitable rent system is being piloted. Care leavers in employment, sharing accommodation with care leavers in receipt of Personal Allowance/Universal Credit, make a contribution towards the cost of their rent.
- 2.13 From November, the School Wellbeing Service will pilot the provision of a therapeutic space for the high level needs care leavers to explore what is

possible and be signposted to services. Inspire Youth Service mentors will offer mentoring to care leavers with lower level needs. Working in partnership cross directorate and with external partners, we are seeking practical, engaging ways to equip young people with skills to be independent.

- 2.14 Inspire – Return Home Interview service was launched 1 April 2020. The service support young people with return to home interviews. The data outlined below shows the current position after two quarters of reporting:-

	Interviews offered within 72 hours (target 95%)	Successfully interviewed (target 80%)	Report completed within 2 working days (target 95%)
Q1	89.47%	61.18%	88.81%
Q2	97.27%	76.36%	93.63%

- 2.15 Inspire - Skills lead on the work of partners to support pathways into employment, e.g. work undertaken with the Local Enterprise Partnership (LEP). Ongoing work with the LEP is gaining momentum; schools have been partnered with Enterprise Advisers whose work will complement the Careers Strategy in each school. Future exciting projects on enhancing collaboration of education with business are underway an example is work around opportunities to work with young people with learning disabilities.
- 2.16 Inspire – Skills hosted Opportunity Thurrock October 2019, the largest careers fair in Essex in place for 10 consecutive years, where students from Years 8 to 13, attend the event at the London Cruise Terminal, Tilbury, and have the opportunity to meet over 100 exhibitors and learn about the different career opportunities available across the borough and in the immediate surrounding areas. Businesses exhibit from sectors including: construction, creative and cultural, engineering, hospitality, logistics, public services and retail. Universities and educational establishments also attended the event from across the country to promote their courses and further education offer. Clearly as a result of Covid 19 we have had to consider how to take this work forward – we are looking at digital platform to support both learners and employers to explore work opportunities.
- 2.17 Inspire - Youth and Outdoor Education Team have adapted their offer in 2019-2020, principally as a result of Covid-19 the team have delivered extensive detached work in Grays, Tilbury, Ockendon and Purfleet, focusing on providing mentoring and well-being support to Thurrock young people. Since the COVID lockdown the team have engaged with over 1500 young people and their families in a range of activities from our virtual youth programme to learning to sail. The youth team provide a virtual delivery timetable to Thurrock young people which was well received and supports them to stay connected and less isolated.
- 2.18 Inspire – Prince’s Trust continues to deliver the Team programmes even during lockdown; teams that are run post Covid-19 are smaller in size , focus

on young people with SEND and provide a blended delivery programme in line with national guidance. Young people on the programme feel supported and grow in confidence.

- 2.19 Inspire DofE Team have been supporting schools to deliver awards to the students. All young people will have the opportunity to either gain a certificate of achievement or alternatively complete the full award next year. The team are engaging with the National Autistic Society to support them in achieving their Bronze award, and have recently reached out to SENCOs in school to encourage a more inclusive offer.
- 2.20 Inspire -Youth Cabinet have a blended learning approach with a combination of virtual and face to face meetings each month. Focussing on our SEND Young people, the Cabinet are creating workshops and Q&A sessions around youth employment to raise awareness of the barriers SEND face in everyday life in particular with employment.
- 2.21 Inspire – Grangewaters offer a range of outdoor learning opportunities to Thurrock residents. The summer programme was extremely busy. The schools based programme which include alternative education has continued over the summer term and into the autumn. A key area of development has been around SEND provision – this has been designed with young people and is looking to address the need to provide more post 16 provision for this cohort of learners.
- 2.22 During the complex and rapidly changing situation of Covid-19, Inspire have supported Thurrock young people by understanding the challenges facing young people and schools, ensure that we are providing them with the necessary resources to support and tackle youth unemployment. Inspire has joined the National Youth Employment Forum enabling Inspire to be at the forefront of youth developments in the country. This involvement has led to Inspire progressing with the Government-led Kickstart flagship programme providing employment opportunities to Thurrock young people. This scheme will come into effect in November 2020 and will begin to tackle youth unemployment in the borough which has seen an increase due to the pandemic.

3. Issues, Options and Analysis of Options

- 3.1 The Council has a statutory duty to track and provide educational and training opportunities for its young people and as such Inspire are working on ensuring that the whole system approach is taken to ensure young people are supported, have the best possible careers guidance which is inspirational and aspirational and that they are developing their skills necessary to prepare them for the world of work.

4. Reasons for Recommendation

4.1 Children's Overview and Scrutiny have a clear and accountable governance responsibility around supporting children and young people – the report will enable committee members to be reassured of the progress of Inspire in delivering on the objectives of the Local Authority and provide scrutiny. We would ask committee members to consider how they would like us report back on progress in the future.

5. Consultation (including Overview and Scrutiny, if applicable)

5.1 Children's Overview and Scrutiny Committee

6. Impact on corporate policies, priorities, performance and community impact

6.1 This report contributes to the following corporate priorities:- create a great place for learning and opportunity

7. Implications

7.1 Financial

Implications verified by: **David May**
Strategic Lead Finance

There are no financial implications related to this report – however it should be noted that Inspire has generated income to support the work around skills development which has enabled Inspire to offer more support to young people across Thurrock.

7.2 Legal

Implications verified by: **Lucinda Bell**
Education Lawyer

The Committee is asked to note the report content under the remit of the Committee's terms of reference and powers and to consider how best to support Inspire projects at this difficult time. It is not asked to make any particular decision.

7.3 Diversity and Equality

Implications verified by: **Roxanne Scanlon**
Team Manager – Community Engagement and Project Monitoring Officer

Supporting our children and young people who have special educational needs is a key strategic priority for Thurrock Council – with the current

position around the global pandemic we recognise that young people will be struggling around employment opportunities. As a result the partnership arrangements with local businesses will provide opportunities for young people going forward.

7.4 **Other implications** (where significant) – i.e. Staff, Health, Sustainability, Crime and Disorder)

None

Report Author:

Kate Kozlova-Boran

Strategic Lead – Employability and Skills

This page is intentionally left blank

**Children's Services Overview and Scrutiny Committee
Work Programme 2020/21**

Dates of Meetings: 7 July 2020, 6 October 2020, 19 October 2020 (EXEMPT session), 12 November 2020 (Extraordinary meeting), 1 December 2020 and 2 February 2021

Topic	Lead Officer	Requested by Officer/Member
7 July 2020		
Portfolio Holder Update (Verbal)	Cllr James Halden	Members
Safeguarding Children During COVID-19	Joseph Tynan	Officer
Education during COVID-19 Update (Verbal)	Michele Lucas	Chair
Youth Cabinet Verbal Update	Roberta Fontaine	Standing Item
Update on Thurrock Children's Services Continuous Development Plan	Joseph Tynan	Members
Annual Report of the Director of Public Health, 2019/20: Serious Youth Violence and Vulnerability	Ian Wake	Officer
Thurrock Council Home to School Travel and Transport Policy - Update	Temi Fawehinmi	Officer
SEND Inspection Outcome - Written Statement of Action Update	Michele Lucas	Members

Update on the Free School Programme	Michele Lucas/Sarah Williams	Members
Work Programme	Democratic Services	Standing item
6 October 2020		
Youth Cabinet Verbal Update	Roberta Fontaine	Standing Item
PFH Update	Cllr Halden	Members
Items Raised by Thurrock Local Safeguarding Partnership Board – Serious Case Review	Jane Foster-Taylor (Thurrock CCG)	Standing Item
2019/20 Annual Complaints and Representations Report – Children’s Social Care	Lee Henley	Officer
SEND Inspection Outcome - Written Statement of Action Update	Michele Lucas	Members
Thurrock School Wellbeing Service	Gemma Fitzgerald	Standing item
Council Tax Exemption for Foster Carers	Joe Tynan	Officer
Work Programme	Democratic Services	Standing item
19 October 2020 (EXEMPT MEETING)		
Review of High Risk Notifications (EXEMPT)		Officer
12 November 2020 – Extraordinary meeting		
Pupil Place Plan Update (2020-2024)	Sarah Williams	Officer
School Capital Programme Update 2020/21	Sarah Williams	Officer

Thurrock Childcare Sufficiency Annual Assessment 2020	Sharon Bushnell	Officer
Inspire 2019/2020 Report	Michele Lucas	Members
1 December 2020		
Youth Cabinet Verbal Update	Roberta Fontaine	Standing Item
Items Raised by Thurrock Local Safeguarding Partnership Board	Priscilla Bruce-Annan	Standing Item/Members
WSOA Update	Michele Lucas	Standing item
Fees and Charges	Kelly McMillan	Officer
Update on the Progress of the Recommendations in the Annual Public Health Report of Serious Youth Violence and Vulnerability	Ian Wake	Members
Children's Social Care Performance	Joe Tynan	Officer
Work Programme	Democratic Services	Standing item
2 February 2021		
Youth Cabinet Verbal Update	Roberta Fontaine	Standing Item
Items Raised by Thurrock Local Safeguarding Partnership Board - Update on the Action Plan within the last SCR	Priscilla Bruce-Annan	Standing Item
WSOA Update	Michele Lucas	Standing item
Thurrock School Wellbeing Service Update	Malcolm Taylor	Members

Work Programme	Democratic Services	Standing item
To be confirmed		
Children Looked After Needs Assessment	Teresa Salami-Oru	Officer